

MIGRATION GOVERNANCE INDICATORS

DATA AND THE GLOBAL COMPACT

FOR SAFE, ORDERLY AND

REGULAR MIGRATION

A BASELINE REPORT



The opinions expressed in this publication are those of the authors and do not necessarily reflect the views of the International Organization for Migration (IOM). The designations employed and the presentation of material throughout the report do not imply expression of any opinion whatsoever on the part of IOM concerning the legal status of any country, territory, city or area, or of its authorities, or concerning its frontiers or boundaries.

IOM is committed to the principle that humane and orderly migration benefits migrants and society. As an intergovernmental organization, IOM acts with its partners in the international community to: assist in meeting the operational challenges of migration; advance understanding of migration issues; encourage social and economic development through migration; and uphold the human dignity and well-being of migrants.

Publisher: International Organization for Migration
17 route des Morillons
1211 Geneva 19
P.O. Box 17
Switzerland
Tel.: +41.22.717 91 11
Fax: +41.22.798 61 50
Email: hq@iom.int
Internet: www.iom.int

Authors: Roberto Roca Paz and Adriana Vides
Research coordinator and editor: Andrea Milan
Language editor: Laarni Alfaro
Layout artist: Mae Angeline Delgado

Required citation: International Organization for Migration (IOM), 2022. *Migration Governance Indicators Data and the Global Compact for Safe, Orderly and Regular Migration: A Baseline Report*. IOM, Geneva.

ISBN 978-92-9268-278-1 (PDF)
ISBN 978-92-9268-295-8 (print)

© IOM 2022



Some rights reserved. This work is made available under the [Creative Commons Attribution-NonCommercial-NoDerivs 3.0 IGO License](https://creativecommons.org/licenses/by-nc-nd/3.0/igo/legalcode) (CC BY-NC-ND 3.0 IGO).*

For further specifications please see the [Copyright and Terms of Use](#).

This publication should not be used, published or redistributed for purposes primarily intended for or directed towards commercial advantage or monetary compensation, with the exception of educational purposes, e.g. to be included in textbooks.

Permissions: Requests for commercial use or further rights and licensing should be submitted to publications@iom.int.

* <https://creativecommons.org/licenses/by-nc-nd/3.0/igo/legalcode>

MIGRATION GOVERNANCE INDICATORS

DATA AND THE GLOBAL COMPACT

FOR SAFE, ORDERLY AND

REGULAR MIGRATION

A BASELINE REPORT



MIGRATION
GOVERNANCE
INDICATORS



FOREWORD

Effective implementation of the Global Compact for Safe, Orderly and Regular Migration requires the development of robust research, analysis and data-collection capacities, to ensure coherent and evidence-based policymaking and well-informed public discourse. IOM's *Strategic Vision* for 2019–2023 reaffirms the importance of evidence-based policymaking, further echoed in its *Migration Data Strategy* for 2020–2025, where the Organization committed to support global efforts for the follow-up and review of the implementation of relevant international frameworks – and to offer Member States tools in this endeavour.

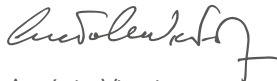
Three years after the publication of our *Strategic Vision*, I am pleased to introduce this global and regional overview of migration governance trends based on Migration Governance Indicators (MGI) data relevant to each of the 23 Global Compact for Migration objectives from 84 countries. While MGI data do not inform every single aspect of Global Compact commitments and associated actions, I believe that the insights they offer are valuable for the upcoming discussions at the International Migration Review Forum (IMRF).

While the data are presented objective by objective for simplicity and conciseness, this report also reveals interesting relationships between different aspects of migration governance, reinforcing the 360-degree vision for international migration of the Global Compact. For example, countries that have different visas to attract different labour skills (Objective 5 on regular pathways) are more likely to have provisions for allowing international students to work during their studies (Objective 16 on inclusion and social cohesion). In addition, countries that have a policy against migrant discrimination (Objective 17 on eliminating discrimination) are more likely to grant all migrants equal access as nationals to health and education services (Objective 15 on access to basic services).

This report presents MGI data as a contribution to global and regional discussions on the Global Compact for Migration, yet MGI data and the process through which they are collected also have an important value at the national and local levels. Thanks to the voluntary participation and continued engagement of governments, IOM has been able to help interested Member States address some of the gaps identified through MGI assessments – some examples of this support are presented in the recent *Migration Governance Indicators Success Stories* publication (2021). In other words, MGI reports do not remain on paper: in combination with other tools developed by IOM and with our partners in the United Nations Network on Migration, they inform policy development and policy change. In Cambodia for instance, the MGI process influenced the development of a new national policy on migrant health by underscoring the importance of migrants' access to essential health care. In Albania, the MGI contributed to the development of a new migration policy. In Ireland and Uruguay, the MGI contributed to the inclusion of migrants in their respective COVID-19 response plans.

This publication sets a baseline for what could be the first quadrennial MGI data contribution to each IMRF, also supporting the regional Global Compact reviews through regional-level reporting. In addition to this, it is my hope that MGI data continue to inform an increasing number of voluntary Global Compact reviews and Global Compact national implementation plans, and realize their potential as a core tool to assist countries in tracking the progress of their objectives, as demonstrated by Canada, Djibouti, Ireland, Thailand and Mauritania.

I am looking forward to the continued expansion of the MGI initiative to help Member States strengthen their migration governance structures and to assist efforts to meet the Global Compact objectives. Although this report is based on data from 84 countries, as I write this foreword, 92 countries and 51 local jurisdictions have joined the initiative. Furthermore, 18 of these countries are conducting a second assessment, with more countries and cities likely to join. I hope you find this baseline report a valuable contribution to the continued implementation of the Global Compact for Migration in the years ahead.



António Vitorino
IOM Director General

ACKNOWLEDGEMENTS

The production of this report is led by Andrea Milan, who also serves as editor. Roberto Roca Paz and Adriana Vides are the principal authors.

The authors would like to thank Wen Li, Frank Laczko, Michele Bombassei and Julian Pfaefflin for their strategic guidance, and Blick Nuwe, Johanna Gelves-Reyes and David Martineau for providing valuable inputs and feedback throughout the development and review of this publication.

This report would not have been possible without the extensive efforts of MGI colleagues to ensure effective MGI data collection in the 84 participating countries, in particular Reshma Cunnoosamy and Estefania Guallar Ariño. The authors also recognize the valuable contribution to MGI/Global Compact for Migration mapping of all MGI colleagues mentioned above as well as Annalisa Pellegrino, Bruna Brilhante Pelluso and Yoselyn Manzano.

In addition to the MGI team, we thank the following IOM colleagues for their review and valuable insights: Julia Black, Ciara Cazuc, Poonam Dhavan, Kristin Eitel, Mariela Guajardo, Joanne Irvine, Pekka Marjamaki, Susanne Melde, Ileana Sinziana Puscas, Cécile Riallant and Gianna Sanchez.

We are also grateful to Laarni Alfaro, Mae Angeline Delgado and Valerie Hagger from the IOM Publications Unit for the copy-editing and layout of this report.

Furthermore, we wish to acknowledge the IOM Office of the Director General, as well as the IOM country offices around the world that participated in the MGI assessments and provided feedback on the MGI examples selected for this report.

CONTENTS

Foreword	iii
Acknowledgements	v
Background	ix
Introduction to the report.....	xi
Migration Governance Indicators data collection	xiii
Methodology	xiii
Data analysis approach	xiv
Limitations	xv
MGI data bulletins on the 23 Global Compact for Migration objectives	1
Objective 1: Collect and utilize accurate and disaggregated data as a basis for evidence-based policies	3
Objective 2: Minimize the adverse drivers and structural factors that compel people to leave their country of origin	5
Objective 3: Provide accurate and timely information at all stages of migration.....	7
Objective 4: Ensure that all migrants have proof of legal identity and adequate documentation	9
Objective 5: Enhance availability and flexibility of pathways for regular migration.....	11
Objective 6: Facilitate fair and ethical recruitment and safeguard conditions that ensure decent work.....	13
Objective 7: Address and reduce vulnerabilities in migration.....	15
Objective 8: Save lives and establish coordinated international efforts on missing migrants	17
Objective 9: Strengthen the transnational response to smuggling of migrants	19
Objective 10: Prevent, combat and eradicate trafficking in persons in the context of international migration.....	21
Objective 11: Manage borders in an integrated, secure and coordinated manner.....	23
Objective 12: Strengthen certainty and predictability in migration procedures for appropriate screening, assessment and referral.....	25
Objective 13: Use immigration detention only as a measure of last resort and work towards alternatives	27
Objective 14: Enhance consular protection, assistance and cooperation throughout the migration cycle.....	29

Objective 15: Provide access to basic services for migrants.....	31
Objective 16: Empower migrants and societies to realize full inclusion and social cohesion.....	33
Objective 17: Eliminate all forms of discrimination and promote evidence-based public discourse to shape perceptions of migration	35
Objective 18: Invest in skills development and facilitate mutual recognition of skills, qualifications and competences	37
Objective 19: Create conditions for migrants and diasporas to fully contribute to sustainable development in all countries.....	39
Objective 20: Promote faster, safer, and cheaper transfer of remittances and foster financial inclusion of migrants	41
Objective 21: Cooperate in facilitating safe and dignified return and readmission, as well as sustainable reintegration.....	43
Objective 22: Establish mechanisms for the portability of social security entitlements and earned benefits	45
Objective 23: Strengthen international cooperation and global partnerships for safe, orderly and regular migration.....	47
Conclusion	49
Annexes.....	51
Annex I. The MGI process in brief	51
Annex II. Secondary (external) variables.....	52
Annex III. List of the 84 MGI countries covered in this document, by United Nations continent.....	56
Annex IV. Selected examples from MGI data.....	58
Bibliography	59

BACKGROUND

“ *The need for a cooperative framework on migration has never been more apparent, and the foresight of Member States and stakeholders in developing the Global Compact for Safe, Orderly and Regular Migration has never been more evident. The first International Migration Review Forum, to be held in May 2022, presents the international community with a vital opportunity to reinforce the relevance and timeliness of the Compact, assess its impact to date and ensure that it is brought to bear in equipping societies for future challenges.*”
(UNGA, 2021)

The MGI initiative is a tool created by IOM and developed with Economist Impact to help governments in assessing the comprehensiveness of their migration governance structures through 94 questions divided into six domains.¹ Since 2016, MGI assessments have been rolled out in 92 countries and 51 local jurisdictions, and they have also informed the development of migration policies and capacity-building activities in many of those territories. This report is based on data collected at the national level in the first 84 countries that participated in the initiative between 2016 and 2021.

MGI assessments identify well-developed areas of migration governance as well as areas with potential for further development for each participating country. The detailed information collected in relation to the 94 questions is then summarized in MGI Profiles. For more information about the MGI process, see Annex I. For more information about the MGI methodology, please refer to the global MGI report published in 2019 (IOM, 2019a:12–16).

The MGI methodology is grounded in target 10.7 of the Sustainable Development Goals (SDGs) and aligned with the Global Compact for Migration insofar as there is a direct correspondence between the MGI indicators and the objectives of the Compact (IOM, 2022). Thus, the MGI can be a useful tool to inform countries' implementation of Global Compact commitments. More specifically, the MGI can help countries to achieve the following:

- (a) *Establish a national baseline for the implementation of the Global Compact for Migration* – by identifying existing key migration-related policies and possible gaps in relation to each of the 23 Global Compact objectives.
- (b) *Identify gaps to develop a Global Compact for Migration national implementation plan* – by supporting the identification of clear policy priorities and concrete actions that can be taken towards the achievement of the 23 objectives.
- (c) *Track progress over time and report towards the achievement of Global Compact for Migration commitments* – by conducting MGI follow-up assessments at regular intervals of three to five years.

¹ MGI domains draw upon the Migration Governance Framework principles and objectives.

INTRODUCTION TO THE REPORT

The aim of this publication is to present global, regional and thematic trends that emerge from national-level MGI data in relation to the general commitment² and the range of associated actions for each of the 23 Global Compact for Migration objectives. The analysis provides global and regional summary statistics of MGI data for each Global Compact objective, followed by additional analysis in relation to selected external socioeconomic and geographic variables. See Annexes II and III for the classification of MGI countries in relation to the socioeconomic and geographic country groupings used in this report.

The Global Compact for Migration is based on 10 guiding principles: (a) being *people-centred*, (b) *international cooperation*, (c) *national sovereignty*, (d) *rule of law and due process*, (e) *sustainable development*, (f) *human rights principles*, (g) *gender-responsiveness*, (h) *child-responsiveness*, (i) *whole-of-government* approach and (j) *whole-of-society* approach. These principles are mostly mainstreamed in the MGI framework rather than assessed through dedicated questions. Therefore, this report will not present MGI data specifically in relation to these guiding principles. Instead, questions related to these principles as well as secondary (external) variables are used to help contextualize MGI data and to shed light on cross-cutting issues as they relate to individual Global Compact objectives.

In the following sections, the report presents the methodology (including limitations), followed by 23 data bulletins (one per Global Compact for Migration objective). Each of the 23 data bulletins consists of two pages. On page 1, global and regional summary statistics of MGI data for each Global Compact objective are presented, together with “takeaways” that summarize the main information contained on both pages. Page 2 presents a series of secondary (external) variables that help contextualize the MGI results (see Annex II), and it is complemented by “MGI data insights” in the form of a text box showing glimpses of interesting trends found in the data. Furthermore, qualitative MGI data are incorporated into the data bulletins through the inclusion of MGI selected examples, which detail relevant policies (one for each objective) at the end of each bulletin. The data bulletins are then followed by a concluding section.

While the report looks at each objective individually, efforts were made to analyse how the objectives impact one another, in line with the 360-degree approach of the Global Compact for Migration. When possible, the report presents interesting correlations that have emerged from MGI data between various topics covered by different Global Compact objectives.

² Each Global Compact for Migration objective contains a commitment, found in a numerical paragraph (paragraph 17 for Objective 1, paragraph 18 for Objective 2, etc.), followed by a range of actions considered to be relevant policy instruments and best practices.

This report can be used to set a baseline in the year of the first International Migration Review Forum (IMRF) – in 2022; a similar report could be produced before the second IMRF in 2026 in order to shed light on any progress made since the first edition.

While this publication specifically focuses on what MGI data show in relation to each of the Global Compact objectives, based on the data collected in 84 countries between 2016 and 2021, the MGI is only one of the tools that can be used to support governments' work to fulfil the Global Compact for Migration. For more information on those other tools and on the Compact more broadly, please consult the United Nations Network on Migration (2020a) guidance for Member States and relevant stakeholders on Global Compact implementation.

METHODOLOGY

Migration Governance Indicators data collection

The MGI assesses *migration governance* as defined by the IOM glossary, namely: “The combined frameworks of legal norms, laws and regulations, policies and traditions as well as organizational structures (subnational, national, regional and international) and the relevant processes that shape and regulate States’ approaches with regard to migration in all its forms, addressing rights and responsibilities and promoting international cooperation.” (IOM, 2019b:138)

Nested within the six domains of the Migration Governance Framework (MiGOF),³ the MGI consists of 94 questions that evaluate countries’ migration governance structures in a process that is voluntary, consultative (governments are engaged through all stages of the process), and sensitive to local specificities. The MGI does not establish a ranking among countries.⁴

The collection of MGI data consists of a desk review, complemented by a series of interviews with local experts and government representatives identified with the support of the IOM office in the participating country. Over several months, these data are reviewed by IOM in consultation with participating governments. The engagement of governments throughout the process allows MGI data to reflect the procedural and institutional aspects of migration governance in a comprehensive manner, while helping these governments familiarize themselves with the information, thus facilitating its potential use to inform future policy developments. In fact, the voluntary and consultative nature of the MGI process is one of its main added values in comparison with other data sets on migration governance (IOM, 2019a:10).

Each of the 94 questions includes a categorical response (often a binary yes/no score or yes/partially/no) and a detailed justification (accompanied by the corresponding references) of why the categorical response was chosen. These justifications also aim at capturing the different realities, challenges and opportunities related to migration in each participating country. The MGI data set thus contains a combination of quantitative and qualitative data, allowing for an in-depth analysis of countries’ migration governance structures. This is, however, beyond the scope of the publication.

³ These domains are migrants’ rights, whole-of-government approach, well-being of migrants, partnerships, mobility dimension of crises, and safe, orderly and regular migration.

⁴ See Annex I for more details on the MGI process.

Data analysis approach

The analysis of MGI data in relation to the Global Compact for Migration started with mapping the 94 MGI questions against each of the 23 Global Compact objectives. The mapping consisted of a systematic evaluation of the thematic proximity between each MGI question and the main commitment and/or one or more of the associated actions considered to be relevant policy instruments and best practices for each objective. In the resulting analysis, 66 out of the 94 MGI questions were mapped against a Compact objective. Each MGI question was associated with only one objective.

Building on the above-mentioned mapping exercise, this document presents MGI data for the MGI questions that relate to each of the 23 Global Compact for Migration objectives. Data analysis is based on national-level MGI data collected between 2016 and 2021 for 84 countries that voluntarily conducted an MGI assessment and for which data are readily available as of March 2022. The descriptive analysis of local-level MGI data is beyond the scope of this publication. However, data collected in 51 local jurisdictions worldwide may serve to inform some of the MGI selected examples detailing relevant policies.

The regional component of the analysis is based on the grouping of the 84 MGI countries into four world regions – namely, Africa, the Americas, Asia-Pacific and Europe. For the full list of the 84 MGI countries and their regional categorizations, please refer to Annex III.⁵

The MGI methodology is updated yearly based on lessons learned from its implementation and feedback received from country offices and Economist Impact. Out of the 94 MGI questions that constitute the current MGI framework, 15 were added in recent years, and data on those questions are therefore not available for all participating countries. Figures illustrating results from these questions include a note indicating the number of countries covered. Unless otherwise specified, figures are based on data from 84 MGI countries.

In general, MGI questions inquire about the existence of certain policies, institutions and coordination mechanisms related to different aspects of migration governance. Possible answers to MGI questions are usually categorized in a way that allows for easy interpretation (e.g. yes/partially/no), with clear guidance for data collectors in relation to which answer applies in different cases; when answers other than yes/partially/no are associated with an MGI question, this is clarified in the text.

⁵ A regional categorization of the 84 MGI countries based on United Nations continental regions (UNSD, n.d.) leads to the following distribution of countries: 32 in Africa, 23 in the Americas, 15 in Asia, 10 in Europe and 4 in Oceania. Due to the relatively lower availability of MGI data on countries from Oceania, they are grouped together with Asian countries in the Asia-Pacific category.

As a general rule, an affirmative answer implies that a policy, institution or coordination mechanism is well-developed, meaning that it formally exists (backed up by a piece of legislation or a formal agreement), is consistently applied (meaning that its provisions are implemented in practice) and is regularly updated. A “partially” answer may mean that such a policy, institution or mechanism does not exist, but some ad hoc measures are implemented in practice, or that it exists but has become outdated or obsolete. Finally, a “no” means that neither of the latter conditions is fulfilled, and the corresponding area of migration governance has potential for further development. Depending on the circumstance, a question answered with “partially” can mean that the corresponding area of migration governance is considered either a well-developed area or one that has potential for further development.

Limitations

The results of this document are based on cross-sectional data for 84 MGI countries collected at different points in time between 2016 and 2021; thus, MGI data reflect information at the time of completion of the assessments, and comparisons across time are not possible. Nevertheless, future editions of this publication will be based on panel data: since 2020, the MGI team started conducting follow-up assessments aimed at showing the progress that countries have achieved in their migration governance policies since their first MGI assessment.

This document presents the outcome of a descriptive analysis, and summary statistics are limited to the comparison of percentages across different data groupings and the identification of measures of central tendency (like the arithmetic mean). This means that the graphs and text presented never imply a causal relationship between variables.

Summary statistics for MGI questions were run for a wide array of secondary variables from various sources, yet this publication only presents the results that offer interesting insights. See Annex II for a list of all secondary variables used in the analysis but not presented in the bulletins.

The thematic proximity between each MGI question and the main commitment and/or one or more of the associated actions varies across the Global Compact for Migration objectives. This implies that MGI data would need to be complemented with other sources of data in order to offer a full picture of global, regional and thematic trends associated with each objective. Despite the important links between Global Compact objectives and the SDGs, due to the concise nature of the bulletins, they are not explicitly mentioned.⁶

⁶ For more details on this linkage, see: United Nations Network on Migration, 2020b.

As highlighted in Annexes II and III, the MGI's country coverage is uneven among regions, which means that MGI data should not be taken as statistically representative of global and regional trends.

Another potential limitation is that the MGI analysis focuses on migration governance structures, with a limited assessment of how policies are implemented and no assessment of the outcome of each policy. In other words, the MGI can help assess if migration governance frameworks are in place for countries to manage migration well, but it does not assess how countries manage migration in practice. Furthermore, ideally it should be complemented by other analyses, including IOM's Migration Profiles.⁷

⁷ For more details on the potential limitations of MGI data, see: IOM, 2019a.



MGI DATA BULLETINS ON THE 23 GLOBAL COMPACT FOR MIGRATION OBJECTIVES

		1 DATA	2 MINIMIZE ADVERSE DRIVERS	3 INFORMATION PROVISION
4 LEGAL IDENTITY AND DOCUMENTATION	5 REGULAR PATHWAYS	6 RECRUITMENT AND DECENT WORK	7 REDUCE VULNERABILITIES	8 SAVE LIVES
9 COUNTER SMUGGLING	10 ERADICATE TRAFFICKING	11 MANAGE BORDERS	12 SCREENING AND REFERRAL	13 ALTERNATIVES TO DETENTION
14 CONSULAR PROTECTION	15 ACCESS TO BASIC SERVICES	16 INCLUSION AND SOCIAL COHESION	17 ELIMINATE DISCRIMINATION	18 SKILLS DEVELOPMENT AND RECOGNITION
19 MIGRANT AND DIASPORA CONTRIBUTIONS	20 REMITTANCES	21 DIGNIFIED RETURN AND REINTEGRATION	22 SOCIAL PROTECTION	23 INTERNATIONAL COOPERATION



Global Compact for Migration Objective 1

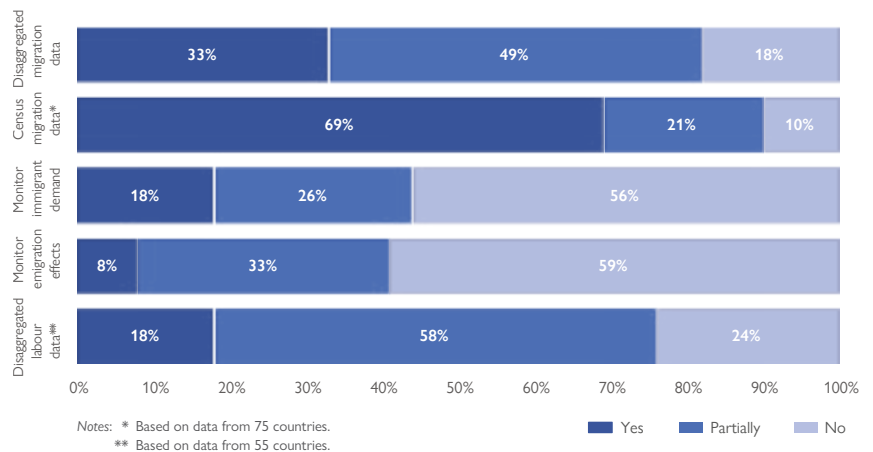
Collect and utilize accurate and disaggregated data as a basis for evidence-based policies¹

“ Policymakers need timely, reliable, accessible, and comparable data on international migration to manage migration effectively and protect the rights of migrants. Migration data should be disaggregated (e.g. by sex) and include information on the economic impacts of migration.² ”

Objective 1 takeaways

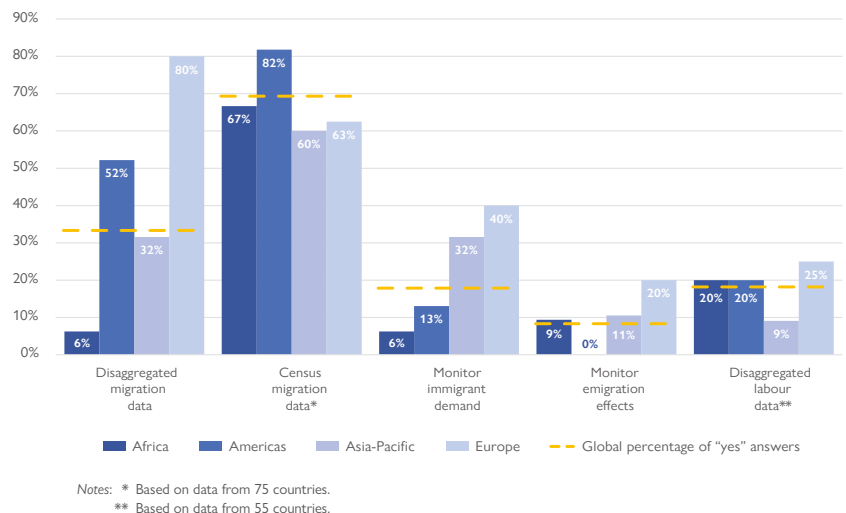
- Countries that have a formal interministerial coordination mechanism to ensure a whole-of-government approach to migration governance are more likely to collect sex-disaggregated migration data outside the census.
- Countries that are making efforts to ensure the vertical coherence of their migration policy between different administrative levels are more likely to collect migration data outside the census.

Figure 1. MGI questions on data: global distribution of answers (yes/partially/no)



One third of MGI countries regularly collect and publish migration data disaggregated by sex outside the census. Moreover, the national census includes a module on migration in 69 per cent of them. Conversely, only 18 per cent of countries disaggregate labour market data by migration status and sex, while national assessments for monitoring the labour market demand for immigrants as well as studying the effects of emigrants on the domestic labour market occur in 18 per cent and 8 per cent, respectively (Figure 1). Figure 2 shows the regional distribution of “yes” answers to these questions.

Figure 2. MGI questions on data: regional distribution of “yes” answers



¹ This bulletin is part of the publication *MGI Data Bulletins on the Global Compact for Safe, Orderly and Regular Migration*, which offers insights from MGI data for each of the 23 Global Compact for Migration objectives. Unless otherwise specified, data is based on 84 MGI countries.

² IOM, International migration statistics, Global Compact Thematic Paper: International Migration Statistics. Available at www.iom.int/sites/g/files/tmzbd1486/files/our_work/ODG/GCM/IOMThematicPaper-InternationalMigrationStatistics.pdf.

Global Compact for Migration Objective 1

Collect and utilize accurate and disaggregated data as a basis for evidence-based policies

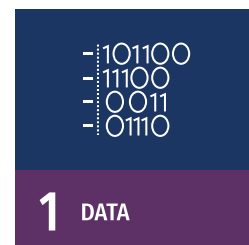
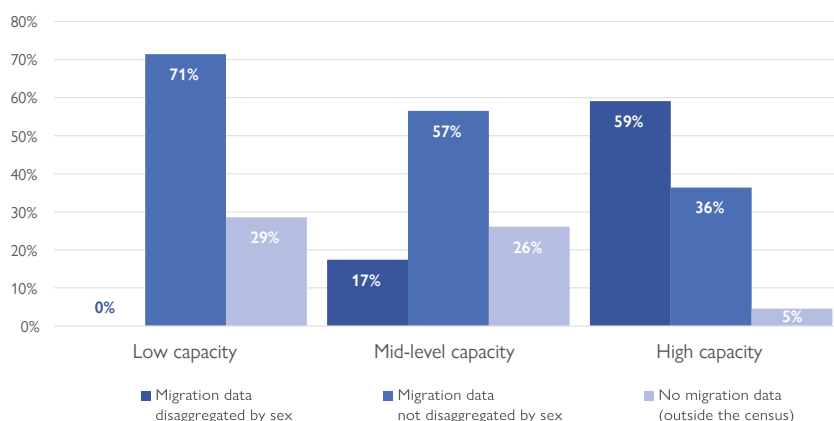


Figure 3 shows a clear relationship between a country's statistical capacity and the likelihood of collection of migration data outside the census. None of the countries with a low statistical capacity indicator (SCI)³ score regularly collect migration data disaggregated by sex outside the census, yet this is the case for more than half (59%) of the countries with a high SCI score.

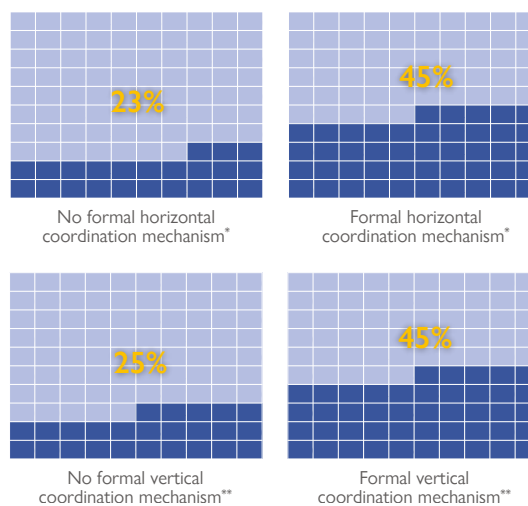
Having a coherent institutional structure to promote efficiency and decrease overlapping efforts in migration management may play a role in the likelihood of collecting disaggregated migration data. Figure 4 shows that countries that have formal interministerial (horizontal) coordination mechanisms on migration issues at the national level are more likely to collect migration data disaggregated by sex outside the census. The same result is found for countries making formal efforts to enhance the vertical coherence of their migration policy (e.g. through regular coordination with decentralized levels of governance).

Figure 3. Percentage of countries collecting migration data outside the census, by statistical capacity indicator score



Source: Own elaboration based on the World Bank's data on statistical capacity (n.d.a).
Note: SCI data is based on 75 MGI countries.

Figure 4. Percentage of countries collecting sex-disaggregated migration data outside the census, by type of migration policy coordination mechanism



Notes: * Based on data from 81 countries.
** Based on data from 77 countries.

MGI data insight

Only 4 per cent of heavily indebted poor countries (HIPC) regularly collect and publish disaggregated migration data outside the census, in contrast with 44 per cent of other MGI countries.

Source: Own calculations based on the World Bank's data on HIPC classification (2018).

Selected example from MGI data: Seychelles

The Seychelles National Labour Migration Policy, adopted in 2019,* commits the Government to integrate labour migration issues in periodical statistics sources. The Policy recommends including the International Labour Organization's Labour Migration Module in the 2020 census. Due to COVID-19, the 2020 census was postponed and is scheduled to be carried out in 2022.**

* Ministry of Employment, Immigration and Civil Status, Seychelles National Labour Migration Policy (2019). Available at www.mofbe.gov.sc/wp-content/uploads/2021/09/Labour-Migration-Policy.pdf.

** More information is available at <https://nbs.gov.sc/news>.

³ The SCI is a composite score assessing the capacity of a country's statistical system, on a scale of 0–100 (World Bank, n.d.a). For this publication, three tiers were created: low-capacity countries (score below 50), mid-level capacity (score between 50 and 75) and high capacity (score above 75).



Global Compact for Migration Objective 2

Minimize the adverse drivers and structural factors that compel people to leave their country of origin¹

“ Attention must be paid to tackling the adverse drivers of migration, reducing risks during migration, and leveraging the contributions of migrants and migration to implement the 2030 Agenda during the current decade of action and delivery for sustainable development.² ”

Objective 2 takeaways

- Countries are more likely to have a disaster risk reduction strategy addressing the displacement impacts of disasters than a strategy with specific measures to assist migrants before, during and post crisis.
- Most countries do not have specifically designed measures to address migration linked to environmental degradation and climate change.
- Measures to address migration linked to environmental degradation and climate change are more likely to be found in countries with higher risk of disasters.

One third of MGI countries have a disaster risk reduction strategy that addresses the displacement impacts of disasters, yet this is the case in almost half of countries in Europe and the Americas (Figure 1).

Two thirds of MGI countries lack a strategy with specific measures to assist migrants before, during and post crisis in the country. While such a strategy is in place in 30 per cent of European countries, this is the case only for 6 per cent of countries in Africa (Figure 2).

Figure 1. Does the country have a disaster risk reduction strategy with provisions for preventing and addressing the displacement impacts of disasters?

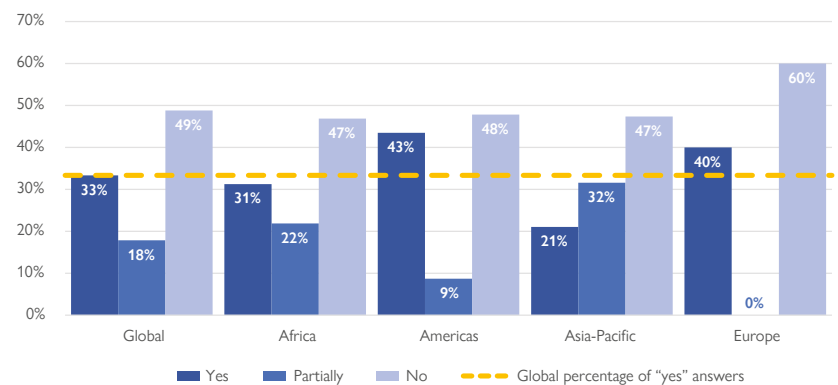
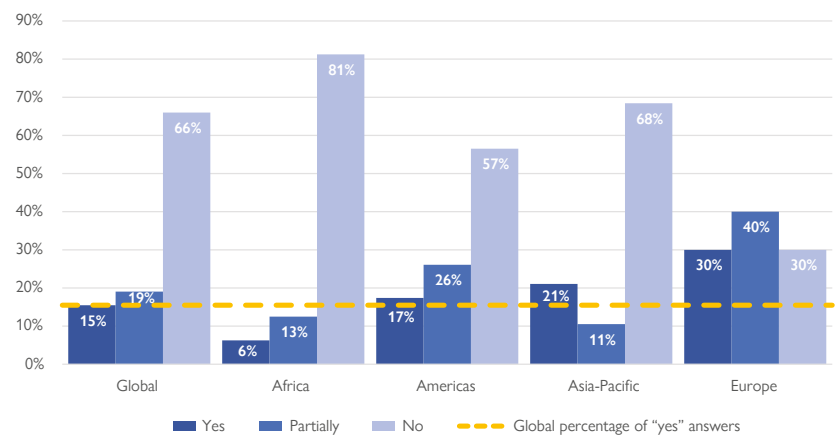


Figure 2. Does the country have a strategy with specific measures to assist migrants before, during and post crisis in the country?



¹ This bulletin is part of the publication *MGI Data Bulletins on the Global Compact for Safe, Orderly and Regular Migration*, which offers insights from MGI data for each of the 23 Global Compact for Migration objectives. Unless otherwise specified, data is based on 84 MGI countries. For a broader overview of Objective 2, see: Daria Mokhnacheva, *Baseline Mapping of the Implementation of Commitments Related to Addressing Human Mobility Challenges in the Context of Disasters, Climate Change and Environmental Degradation Under the Global Compact for Safe, Orderly and Regular Migration (GCM)* (Geneva, 2022).

² United Nations General Assembly, *Global Compact for Safe, Orderly and Regular Migration*. Report of the Secretary-General (A/76/642). Available at <https://reliefweb.int/report/world/global-compact-safe-orderly-and-regular-migration-report-secretary-general-a76642>.

Global Compact for Migration Objective 2

Minimize the adverse drivers and structural factors that compel people to leave their country of origin



A strategy addressing migration linked to environmental degradation and the adverse effects of climate change is more often found in countries with higher risk of disasters. Only 5 per cent of MGI countries with a low or very low risk of disasters have a strategy for migration linked to environmental degradation and climate change, yet this is the case for around one quarter of those with higher risk levels (Figure 3).

One quarter of the countries that have a national migration strategy defined in a programmatic document or manifesto also have a strategy with specific measures to assist migrants before, during and post crisis in the country. This is the case for 12 per cent of the countries that have a strategy that is not defined in a programmatic document or lacks an implementation plan, and the same is true for 8 per cent of those with no strategy at all (Figure 4).

Figure 3. Percentage of countries with a strategy on migration linked to environmental degradation, by World Risk Index category

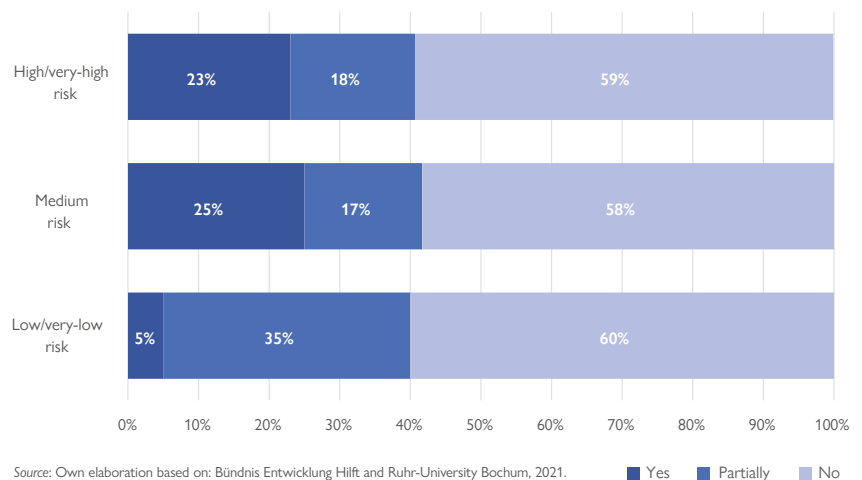
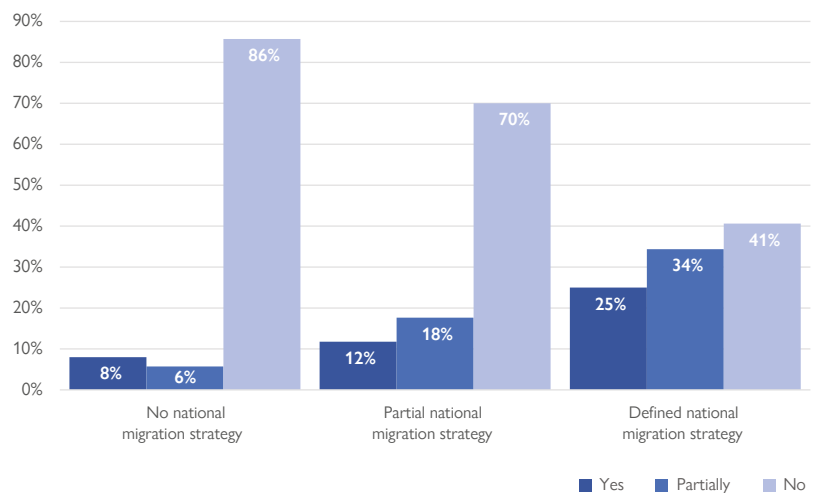


Figure 4. Percentage of countries with specific measures to assist migrants before, during and post crisis in the country, by existence of a migration strategy



MGI data insight

All the countries that have a formal strategy with specific measures to provide assistance to migrants before, during and post crisis in the country have at least some ad hoc measures to make exceptions to the immigration procedures for migrants from countries in crisis.

Source: Own calculations based on MGI data.

Selected example from MGI data: Ethiopia

In 2018, the National Disaster Risk Management Commission of Ethiopia – recently renamed the Ethiopia Disaster Risk Management Commission – released a detailed Humanitarian and Disaster Resilience Plan,* addressing the displacement impact of disasters, climate change and conflicts. The Plan focuses on internally displaced persons and is detailed in its scope of displacement considerations, including providing emergency protection services to the forcibly displaced.

* Government of Ethiopia, *Humanitarian and Disaster Resilience Plan* (2018). Available at https://reliefweb.int/sites/reliefweb.int/files/resources/ethiopia_2018_humanitarian_and_disaster_resilience_plan.pdf.



Global Compact for Migration Objective 3

Provide accurate and timely information at all stages of migration¹

“ Accurate and timely information and predictability is essential for facilitating regular migration and reducing vulnerabilities in the migration process, as it empowers migrants to gain access to services and enjoy their rights.²

Objective 3 takeaways

- Most MGI countries have communications systems in place for the population to receive information on the evolving nature of crises, yet very few of these systems consider the specific vulnerabilities faced by migrants.
- Countries that have a dedicated agency responsible for enacting the immigration policy are more likely to have a website clearly outlining visa options compared to those without such agency.

Figure 1. Does the country have a communications system for the population to receive information on the evolving nature of crises?

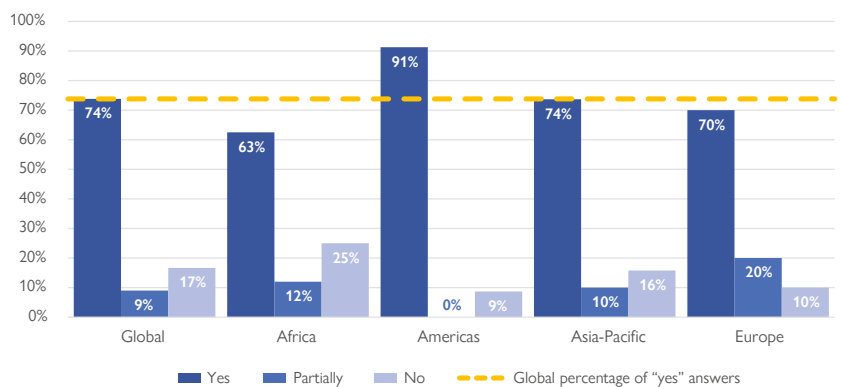
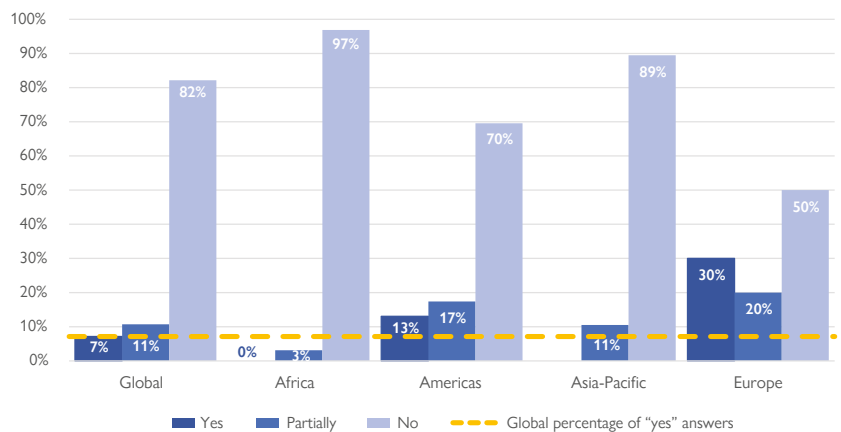


Figure 2. Do these systems take into consideration the specific vulnerabilities that migrants face?



Close to three quarters (74%) of MGI countries have communications systems in place for the population to receive information on the evolving nature of crises, including a way for the public to communicate their needs to the government (Figure 1).

Figure 2 shows that communications systems for receiving information on the evolving nature of crises take into consideration the specific vulnerabilities faced by migrants only in a few countries from Europe (30%) and the Americas (13%), and in none of the countries from other regions.

¹ This bulletin is part of the publication MGI Data Bulletins on the Global Compact for Safe, Orderly and Regular Migration, which offers insights from MGI data for each of the 23 Global Compact for Migration objectives. Unless otherwise specified, data is based on 84 MGI countries.

² United Nations General Assembly, Global Compact for Safe, Orderly and Regular Migration. Report of the Secretary-General (A/76/642). Available at <https://reliefweb.int/report/world/global-compact-safe-orderly-and-regular-migration-report-secretary-general-a76642>.

Global Compact for Migration Objective 3

Provide accurate and timely information at all stages of migration



3 INFORMATION PROVISION

A website clearly outlining visa options is more likely to be found in countries that have a dedicated agency responsible for the enactment and practical implementation of the immigration policy. For example, three quarters of the countries that have a dedicated agency for enacting immigration policy have a website outlining visa options, and such a website is found in 72 per cent of the countries with a non-dedicated agency, meaning that the immigration policy is enacted by an entity with a different primary mandate (Figure 3).

Figure 4 shows that communications systems for receiving information on the evolving nature of crises take into consideration the specific vulnerabilities faced by migrants only in a few countries with high or very high human development index (HDI)³ scores (14% and 16%, respectively).

Figure 3. Percentage of countries with a website clearly outlining visa options, by type of agency enacting the immigration policy

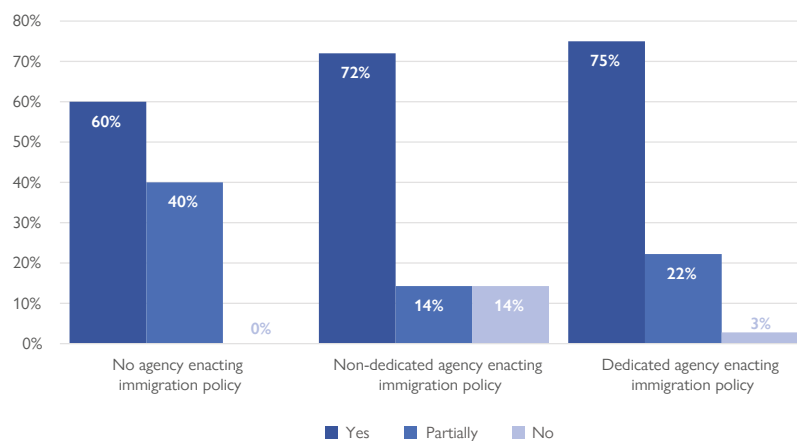
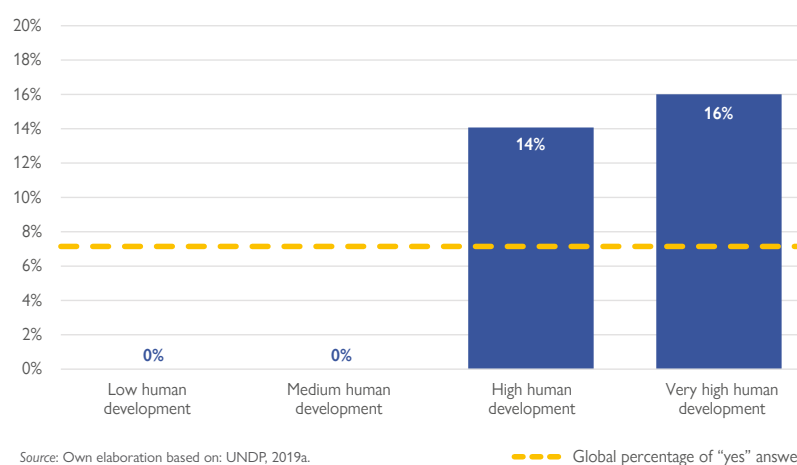


Figure 4. Percentage of countries with communications systems catering to migrants, by human development index tier



MGI data insight

All 12 Organisation for Economic Cooperation and Development (OECD) member countries that conducted an MGI assessment have a website clearly outlining visa options, in contrast with 69 per cent of other MGI countries.

Source: Own calculations based on the OECD's list of 38 member countries (n.d.).

Selected example from MGI data: Barranquilla, Colombia

The Municipal Development Plan of Barranquilla *Soy Barranquilla* (2020–2023) established the project entitled “Quality assurance for all”, which proposes a definition of the financing system that guarantees access to health-care insurance and care of the migrant population.* The development of the Plan was supported by the Global Cities Fund of the Mayors Migration Council.**

* Alcaldía Distrital de Barranquilla, *Plan de desarrollo 2020–2023: “Soy Barranquilla”* (Development Plan 2020–2023: “I Am Barranquilla”) (2021). Available at www.barranquilla.gov.co/planeacion/plan-de-desarrollo-barranquilla/2020-2023.

** Mayors Migration Council, *We Are All Barranquilla Opportunities Centre*. Available at www.mayorsmigrationcouncil.org/gcf-res/barranquilla-colombia.

³ The HDI is a summary measure of average achievement in key dimensions of human development: a long and healthy life, being knowledgeable and having a decent standard of living (UNDP, 2019a).



Global Compact for Migration Objective 4

Ensure that all migrants have proof of legal identity and adequate documentation¹

“ Fulfilling the commitments on proof of legal identity, accurate and timely information, and predictability is essential for facilitating regular migration and reducing vulnerabilities in the migration process, as it empowers migrants to gain access to services and enjoy their rights.² ”

Objective 4 takeaways

- Most countries collect data on their nationals living abroad, with relatively minor regional variations.
- Countries that have a national migration strategy defined in a programmatic document or manifesto are more likely to keep records of their nationals living abroad than countries that lack such a strategy.
- Countries with higher statistical capacity are more likely to keep records of their nationals living abroad.

Figure 1. Does the country keep records of nationals living abroad?

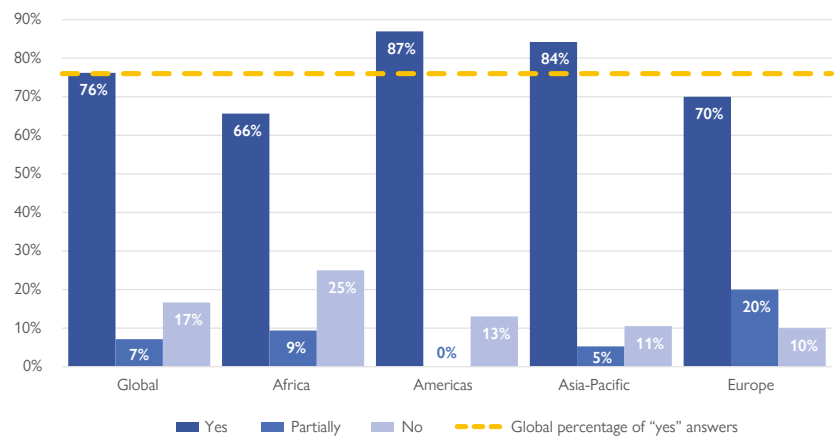


Figure 2. Has the country ratified the conventions on statelessness?

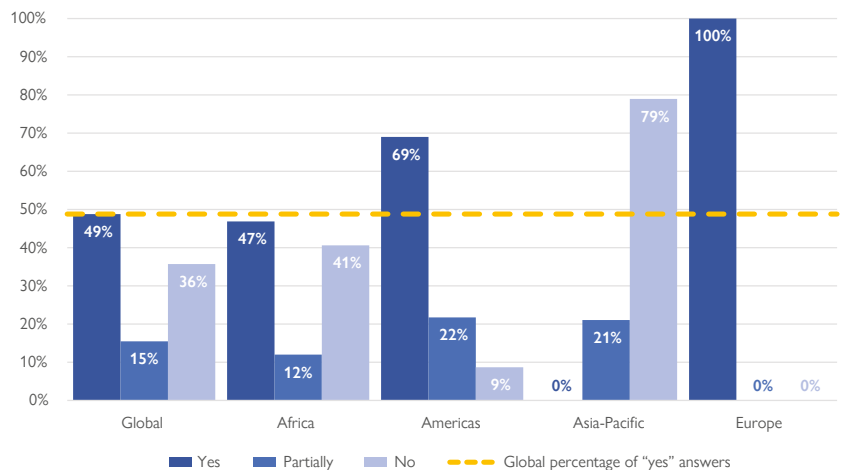


Figure 1 shows that over three quarters (76%) of MGI countries collect data on their nationals living abroad, with relatively minor regional variations between the Americas (87%) and Africa (66%), although in many cases data are based on voluntary reporting from nationals.

Moreover, less than half (49%) of MGI countries have ratified both conventions on statelessness, while 15 per cent ratified only one (Figure 2).

¹ This bulletin is part of the publication *MGI Data Bulletins on the Global Compact for Safe, Orderly and Regular Migration*, which offers insights from MGI data for each of the 23 Global Compact for Migration objectives. Unless otherwise specified, data is based on 84 MGI countries.

² United Nations General Assembly, *Global Compact for Safe, Orderly and Regular Migration*. Report of the Secretary-General (A/76/642). Available at <https://reliefweb.int/report/world/global-compact-safe-orderly-and-regular-migration-report-secretary-general-a76642>.

Global Compact for Migration Objective 4

Ensure that all migrants have proof of legal identity and adequate documentation



Defined migration policies are a key element of an institutional framework for promoting good migration governance, which contributes to sustainable development.³ Figure 3 shows that 85 per cent of the countries that have a national migration strategy defined in a programmatic document or manifesto collect data on their nationals living abroad. This is the case for 76 per cent of the countries that have a strategy that is not defined in a programmatic document or lacks an implementation plan.

Figure 4 shows a clear relationship between statistical capacity and collecting data on nationals living abroad. These records are kept by 86 per cent of countries with a high statistical capacity indicator (SCI)⁴ score, in contrast with 57 per cent of countries with a low SCI score.

Figure 3. Percentage of countries keeping records of nationals living abroad, by existence of a migration strategy

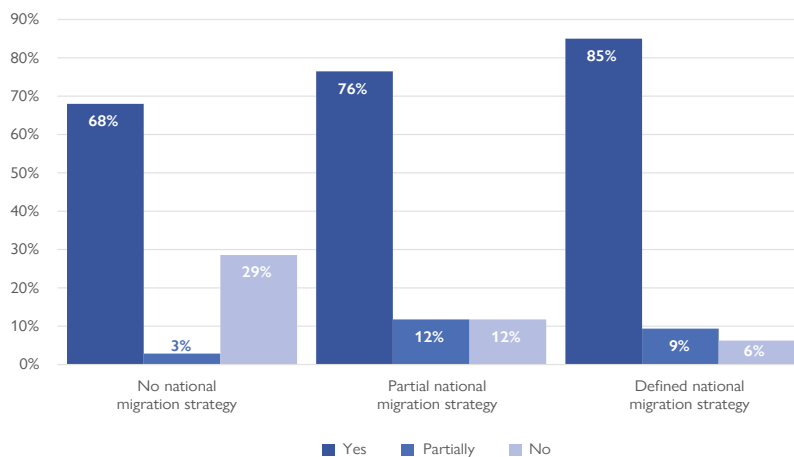
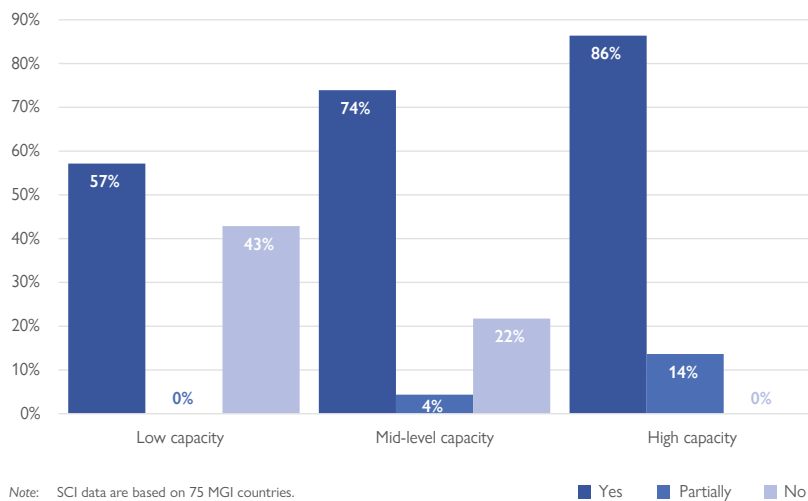


Figure 4. Percentage of countries keeping records of nationals living abroad, by statistical capacity indicator score



Note: SCI data are based on 75 MGI countries.
Source: Own elaboration based on the World Bank's data on statistical capacity (n.d.a).

MGI data insight

Both conventions on statelessness have been ratified by 82 per cent of the countries that have a strategy to combat hate crimes, violence, xenophobia and discrimination against migrants. This is the case only for 44 per cent of MGI countries that lack such a strategy.

Source: Own elaboration based on MGI data.

Selected example from MGI data: Nigeria

Since 2021, the Government of Nigeria has been keeping records of nationals living abroad through voluntary registration on the website of the Nigerians in Diaspora Commission, which includes the locations of National Identity Management Commission Diaspora Registration Centres in 54 locations worldwide.*

* The Nigerian diaspora registry is available at <https://nidcom.gov.ng/registry/>.

³ IOM, *Guidance Note: Capacity Development for Coherent and Comprehensive Migration Policy*. Not available online.

⁴ The SCI is a composite score assessing the capacity of a country's statistical system on a scale of 0–100 (World Bank, n.d.a). For this publication, three tiers were created: low-capacity countries (score below 50), mid-level capacity (score between 50 and 75) and high capacity (score above 75).



Global Compact for Migration Objective 5

Enhance availability and flexibility of pathways for regular migration¹

“ Attention must be paid to tackling the adverse drivers of migration, reducing risks during migration, and leveraging the contributions of migrants and migration to implement the 2030 Agenda during the current decade of action and delivery for sustainable development.² ”

Objective 5 takeaways

- In most countries, family reunification is possible only for some categories of foreign residents.
- A programme for managing labour immigration is in place only in countries that have a dedicated agency responsible for the enactment and practical implementation of the immigration policy.
- Countries that have a national migration strategy defined in a programmatic document or manifesto are more likely to have formal bilateral labour agreements (BLAs).

In 41 per cent of MGI countries, family reunification is possible for all migrants, while for 53 per cent of them, only some foreign residents are allowed family reunification. Moreover, only 18 per cent of the countries have a programme for managing labour immigration. Close to one third (32%) of them have different types of visas to attract specific labour skills, and 85 per cent have formal BLAs in place (Figure 1). Figure 2 shows the regional distribution of “yes” answers to these questions.

Figure 1. MGI questions on regular pathways: global distribution of answers (yes/partially/no)

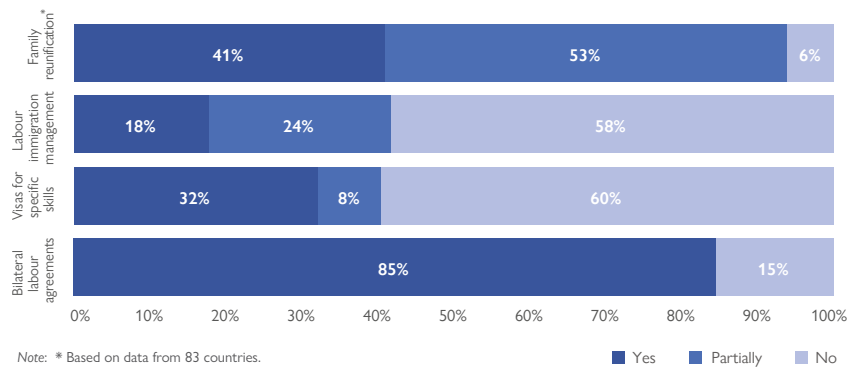
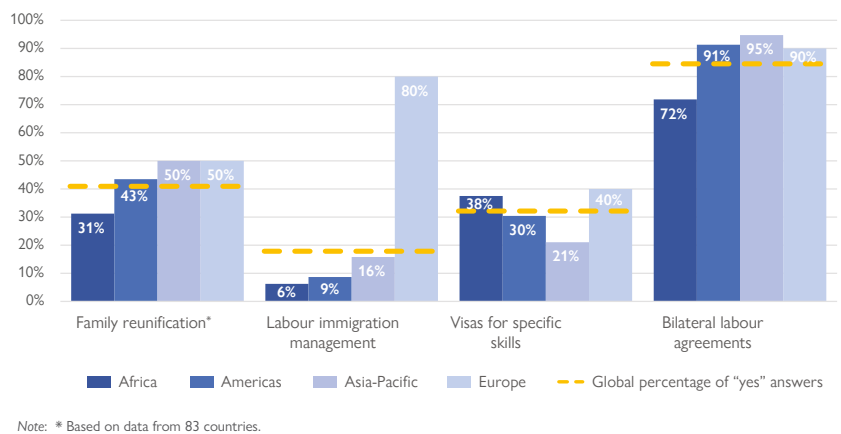


Figure 2. MGI questions on regular pathways: regional distribution of “yes” answers



¹ This bulletin is part of the publication *MGI Data Bulletins on the Global Compact for Safe, Orderly and Regular Migration*, which offers insights from MGI data for each of the 23 Global Compact for Migration objectives. Unless otherwise specified, data is based on 84 MGI countries. As with the other objectives, MGI data do not cover all aspects of this objective, so for instance, other pathways linked to migrants in situations of vulnerability are not assessed. For a broader overview of Objective 5, see: Daria Mikhacheva, *Baseline Mapping of the Implementation of Commitments Related to Addressing Human Mobility Challenges in the Context of Disasters, Climate Change and Environmental Degradation Under the Global Compact for Safe, Orderly and Regular Migration (GCM)* (Geneva, 2022).

² United Nations General Assembly, *Global Compact for Safe, Orderly and Regular Migration*. Report of the Secretary-General (A/76/642). Available at <https://reliefweb.int/report/world/global-compact-safe-orderly-and-regular-migration-report-secretary-general-a76642>.

Global Compact for Migration Objective 5

Enhance availability and flexibility of pathways for regular migration



5 REGULAR PATHWAYS

A programme for managing labour immigration, including adjusting visa awards based on labour market demand, can be found only in countries that have a dedicated agency responsible for the enactment and practical implementation of the immigration policy (Figure 3).

Figure 4 shows that 91 per cent of the countries that have a national migration strategy defined in a programmatic document or manifesto have formal BLAs with other countries. This is the case for 88 per cent of countries that have a strategy that is not defined in a programmatic document or lacks an implementation plan, and for 77 per cent of countries with no strategy at all.

Figure 3. Percentage of countries with a programme to manage labour immigration, by type of agency enacting the immigration policy

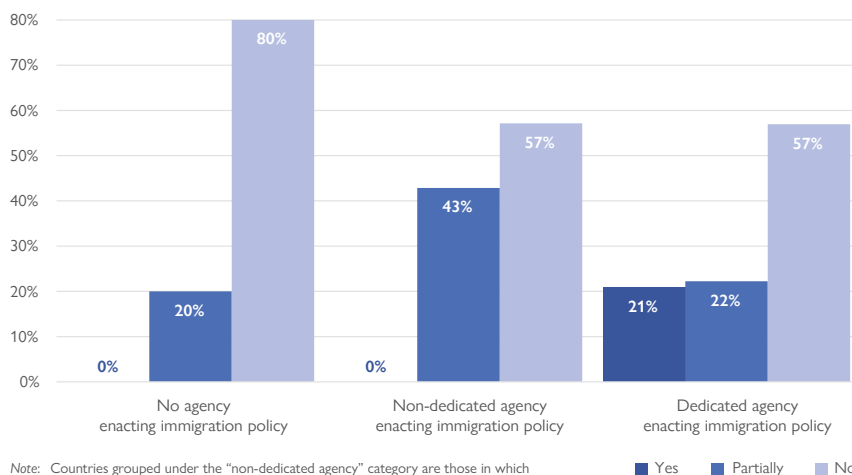
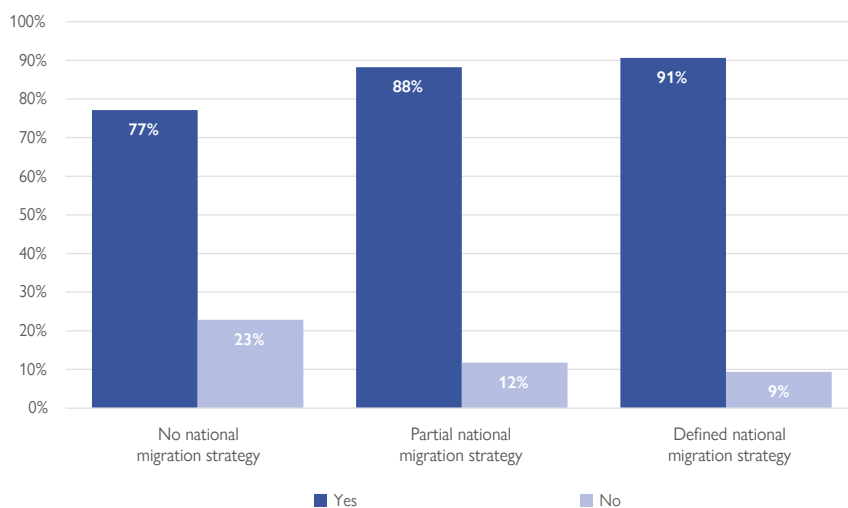


Figure 4. Percentage of countries with formal bilateral labour agreements, by existence of a migration strategy



MGI data insight

Almost half (46%) of the countries that formally engage the private sector in agenda-setting and implementation of migration-related issues have different types of visas to attract specific labour skills. This is the case only for 19 per cent of MGI countries lacking such type of private-sector engagement.

Source: Own calculations based on MGI data.

Selected example from MGI data: Canada

In Canada, Immigration, Refugees and Citizenship Canada (IRCC) works with provincial governments, the private sector and civil society to estimate local labour demand. IRCC plans and prioritizes immigration programmes with feedback from other federal and provincial government entities. The Government has several programmes designed to attract migrants with specific skills. For example, three federal immigration programmes target highly skilled migrants: the Federal Skilled Worker Program, the Federal Skilled Trades Program and the Canadian Experience Class. The programmes are managed through an electronic selection system of IRCC, known as Express Entry. The candidates are assigned points and ranked according to their abilities, and those with the highest ranking are invited to apply for permanent residence.*

* More information is available at www.canada.ca/en/immigration-refugees-citizenship/services/immigrate-canada/express-entry/eligibility.html.



Global Compact for Migration Objective 6

Facilitate fair and ethical recruitment and safeguard conditions that ensure decent work¹

“ The pandemic underscored the crucial contributions of migrant workers, who account for most international migrants, and exploitative practices against them, highlighting the importance of protecting migrant workers and recognizing their skills.² ”

Objective 6 takeaways

- MGI countries are more likely to have measures to combat migrant labour exploitation than initiatives to promote the ethical recruitment of migrant workers.
- Countries that have a national migration strategy defined in a programmatic document or manifesto are more likely to develop measures to promote the ethical recruitment of migrant workers than countries that lack such a strategy.
- Mechanisms to protect the rights of nationals working abroad are more likely to be developed by countries with a higher number of diplomatic missions abroad.

One third of MGI countries developed measures to promote the ethical recruitment of migrant workers, and another one third developed mechanisms to protect the rights of their nationals working abroad. Moreover, almost half (49%) of the countries have measures to combat migrant labour exploitation (Figure 1). Figure 2 shows the regional distribution of “yes” answers to these questions.

Figure 1. MGI questions on recruitment and decent work: global distribution of answers (yes/partially/no)

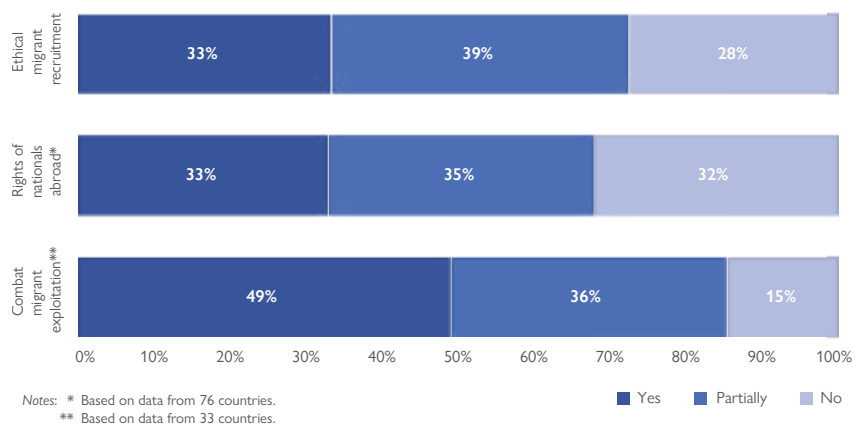
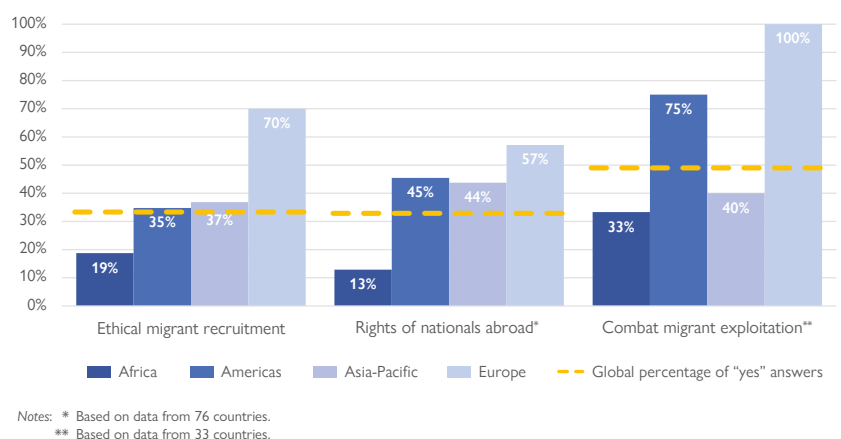


Figure 2. MGI questions on recruitment and decent work: regional distribution of “yes” answers



¹ This bulletin is part of the publication *MGI Data Bulletins on the Global Compact for Safe, Orderly and Regular Migration*, which offers insights from MGI data for each of the 23 Global Compact for Migration objectives. Unless otherwise specified, data is based on 84 MGI countries.

² United Nations General Assembly, *Global Compact for Safe, Orderly and Regular Migration*. Report of the Secretary-General (A/76/642). Available at <https://reliefweb.int/report/world/global-compact-safe-orderly-and-regular-migration-report-secretary-general-a76642>.

Global Compact for Migration Objective 6

Facilitate fair and ethical recruitment and safeguard conditions that ensure decent work



Figure 3 shows that half of the countries that have a national migration strategy defined in a programmatic document or manifesto also have measures to promote the ethical recruitment of migrant workers. This is the case for 30 per cent of countries that have a strategy that is not defined in a programmatic document or lacks an implementation plan, and for one fifth of countries with no strategy at all.

Figure 4 shows that mechanisms to protect the rights of nationals working abroad are more likely to be developed in countries with more diplomatic missions. Almost half (46%) of the countries that have embassies or consulates in more than 100 countries protect the rights of their nationals working abroad, yet this is the case for only 28 per cent of countries with diplomatic missions in less than 50 countries.

Figure 3. Percentage of countries with measures to promote the ethical recruitment of migrant workers, by existence of a migration strategy

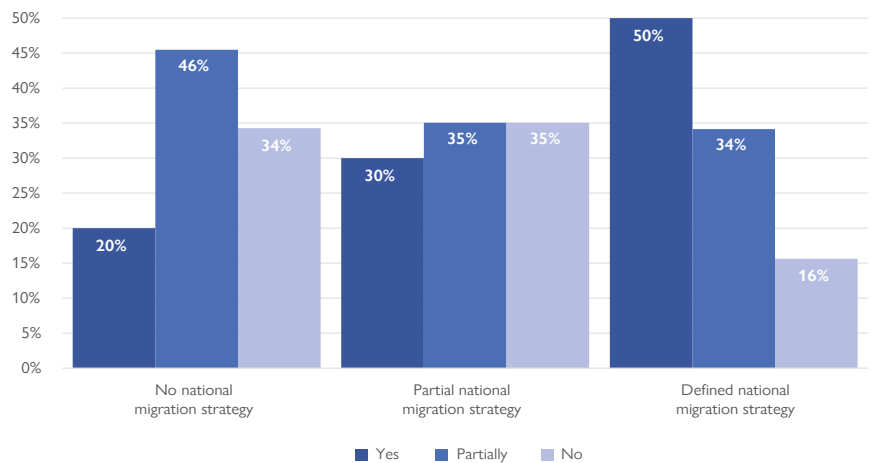
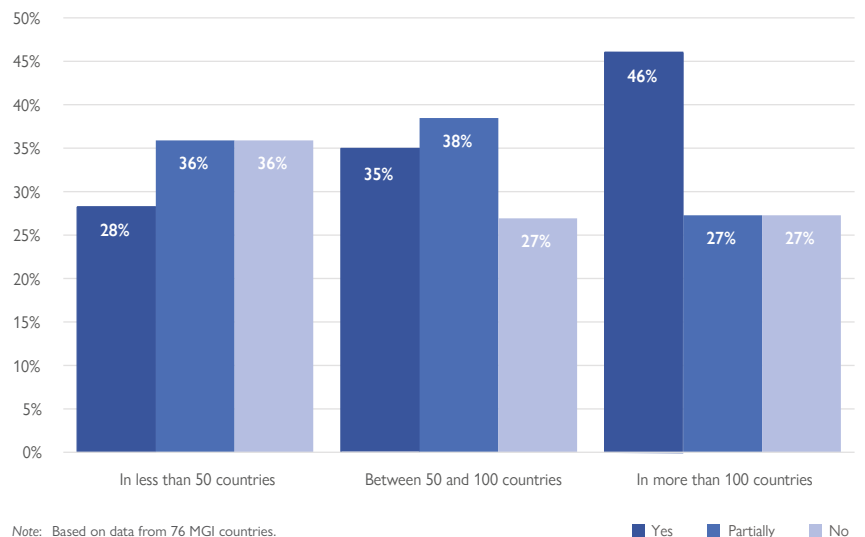


Figure 4. Percentage of countries with mechanisms to protect their nationals working abroad, by number of embassies or consulates worldwide



MGI data insight

Only 7 per cent of small island developing States (SIDS) have mechanisms to protect the rights of their nationals working abroad, in contrast with 39 per cent of other MGI countries.

Source: Own calculations using the UNSD's classification of SIDS (n.d.).

Selected example from MGI data: Ecuador

In 2018, the Ministry of Labour adopted the "Instruction for the control of the exercise of labour rights of foreign migrant workers in the Republic of Ecuador",* which is mandatory for all employers in the country. Among its provisions, it establishes that the Ministry of Labour will carry out random inspections to verify compliance with migrant rights as recognized by the Labour Code, the Organic Law of Human Mobility and other regulations in force.

* Ministry of Labour, Instructivo para el control del ejercicio de los derechos laborales de los trabajadores migrantes extranjeros en Ecuador, Acuerdo Ministerial No. 6 de 2018. Available at www.trabajo.gob.ec/wp-content/uploads/2018/01/mdt-2018-0006_derechos_laborales_de_los_migrantes_extranjeros_en_el_ecuador.pdf?x42051.



Global Compact for Migration Objective 7

Address and reduce vulnerabilities in migration¹

“ There is a need to analyse the risk and protective factors that contribute to the vulnerability or resilience of migrants, and to develop a more nuanced understanding of the risk of violence, exploitation, abuse and rights violations.² ”

Objective 7 takeaways

- Less than half of countries have a contingency plan to manage large-scale population movements in times of crisis.
- Less than half of countries have measures to make exceptions to immigration procedures for migrants from countries in crisis.
- All MGI countries with lower gender inequality have procedures to identify migrants in vulnerable situations.

Figure 1. Does the country have a contingency plan to manage large-scale population movements in times of crisis?

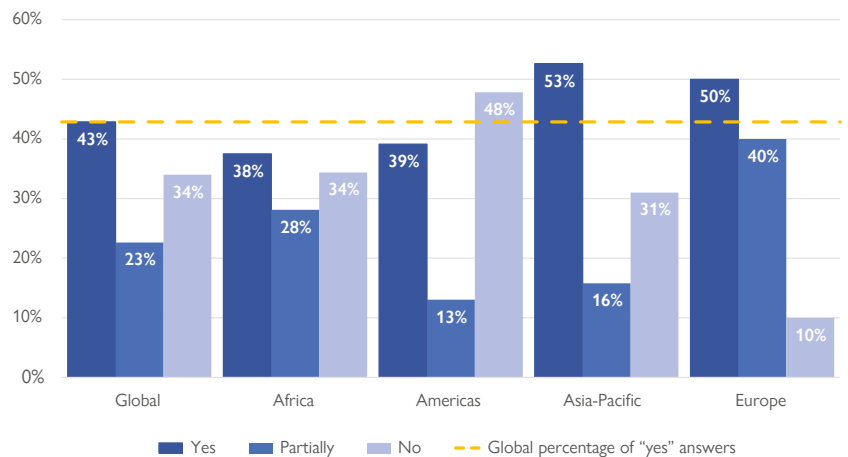


Figure 1 shows that 43 per cent of MGI countries have a contingency plan in place to manage large-scale population movements in times of crisis. Such a plan is found in 90 per cent of European countries in the MGI database, although in almost half of these, this plan has not been recently updated.

Figure 2. Does the country have measures to make exceptions to immigration procedures for migrants from countries in crisis?

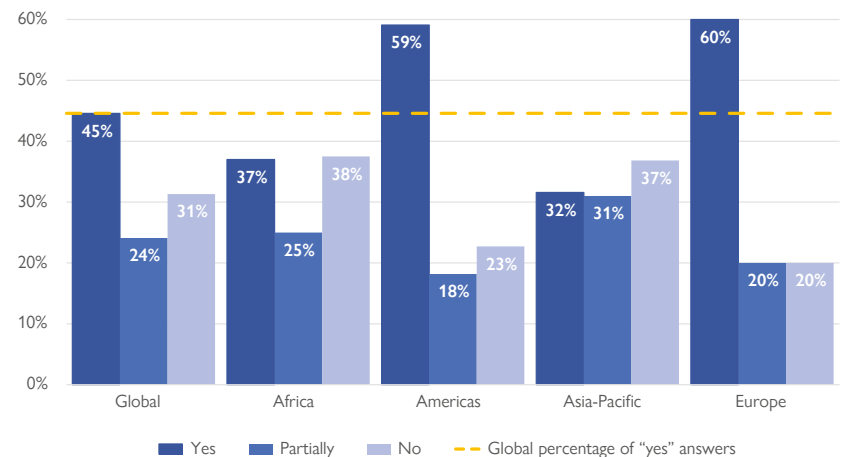


Figure 2 shows that 45 per cent of countries have measures to make exceptions to immigration procedures for migrants from countries in crisis.

¹ This bulletin is part of the publication *MGI Data Bulletins on the Global Compact for Safe, Orderly and Regular Migration*, which offers insights from MGI data for each of the 23 Global Compact for Migration objectives. Unless otherwise specified, data is based on 84 MGI countries.

² IOM, Protection of the human rights and fundamental freedoms of migrants and the specific needs of migrants in vulnerable situations, Global Compact Thematic Paper: Protection of Human Rights. Available at www.iom.int/sites/g/files/tmzbd1486/files/our_work/ODG/GCM/IOM-Thematic-Paper-Protection-of-Human-Rights-and-Vulnerable-Migrants.pdf.

Global Compact for Migration Objective 7

Address and reduce vulnerabilities in migration

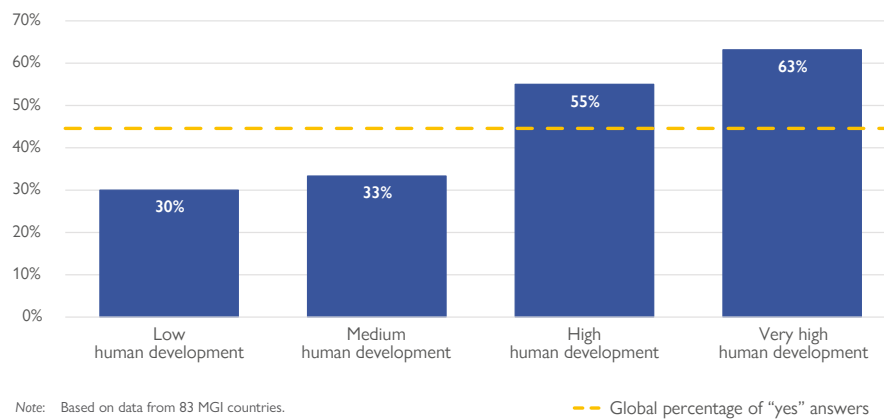


7 REDUCE VULNERABILITIES

Countries with higher levels of human development are more likely to make exceptions to immigration procedures for migrants from countries in crisis. The percentage of countries with a very high human development index (HDI)³ score making these exceptions is more than double the percentage of those with a low HDI score (Figure 3).

Figure 4 shows that countries with lower levels of gender inequality are more likely to have procedures in place to identify migrants in vulnerable situations in a timely manner and provide them with adequate referral and protection services. Such procedures are in place in all countries with a low gender inequality index (GII)⁴ score, in contrast with 11 per cent of those with a high GII score.

Figure 3. Percentage of countries making exceptions to immigration procedures for migrants from countries in crisis, by human development index tier

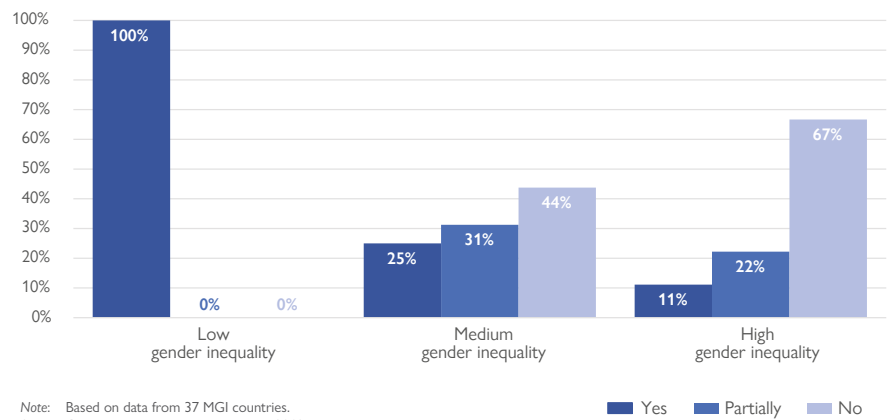


MGI data insight

More than half (55%) of the countries that have policies to identify migrants in vulnerable situations in a timely manner and provide them with adequate referral and protection services also have a contingency plan to manage large-scale population movements in times of crisis. This is the case for only 22 per cent of MGI countries that lack a policy to identify migrants in vulnerable situations in a timely manner.

Source: Own calculations based on MGI data.

Figure 4. Percentage of countries with procedures to identify migrants in vulnerable situations, by gender inequality index tier



Selected example from MGI data: Peru

In response to the humanitarian crisis in the Bolivarian Republic of Venezuela, Peru passed Supreme Decree No. 001-2018-IN in 2018,* with guidelines for granting a Temporary Permanence Permit to Venezuelan nationals who settled in the country after 2016. Moreover, in 2020, Supreme Decree No. 010-2020-IN** approved special, exceptional and temporary measures to regularize the immigration status of foreign residents, including Venezuelan nationals.

* Government of Peru, Decreto Supremo No. 001-2018-IN, Lineamientos para el otorgamiento del Permiso Temporal de Permanencia para las personas de nacionalidad venezolana. Available at: <https://busquedas.elperuano.pe/normaslegales/aprueban-lineamientos-para-el-otorgamiento-del-permiso-tempo-decreto-supremo-n-001-2018-in-1609074-1/>.

** Government of Peru, Decreto Supremo No. 010-2020-IN, Medidas especiales, excepcionales y temporales para regularizar la situación migratoria de extranjeros y extranjeras. Available at: <https://busquedas.elperuano.pe/normaslegales/decreto-supremo-que-aprueba-medidas-especiales-excepcionale-decreto-supremo-n-010-2020-in-1895950-4/>.

³ The HDI is a summary measure of average achievement in key dimensions of human development: a long and healthy life, being knowledgeable and having a decent standard of living (UNDP, 2019a).

⁴ The GII is a composite measure reflecting inequality in achievement between women and men in three dimensions: reproductive health, empowerment and the labour market. The GII ranges between 0 and 1. Higher GII values indicate higher inequalities between women and men and thus higher loss to human development (UNDP, 2019b). For this publication, three tiers were created: low GII (score below 0.25), medium GII (between 0.25 and 0.50) and high GII (above 0.50).



Global Compact for Migration Objective 8

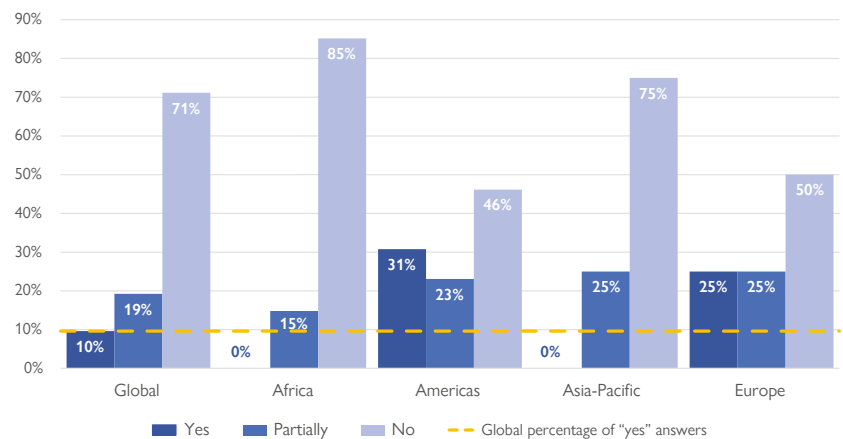
Save lives and establish coordinated international efforts on missing migrants¹

“ It is concerning that the loss of migrant lives received relatively limited attention in the regional reviews. Indeed, since the adoption of the Compact, the commitment to saving lives and establishing coordinated international efforts on missing migrants has yet to be translated into meaningful action.² ”

Objective 8 takeaways

- Most MGI countries lack systems to trace and identify missing migrants within their national territory.
- Systems to trace and identify missing migrants are found only in countries that have a dedicated agency for border control.
- Systems to trace and identify missing migrants are found only in countries where family reunification is possible for all migrants.
- Systems to trace and identify missing migrants are found only in countries that have a formal strategy to combat human trafficking.

Figure 1. Does the country have systems in place to trace and identify missing migrants within the national territory?

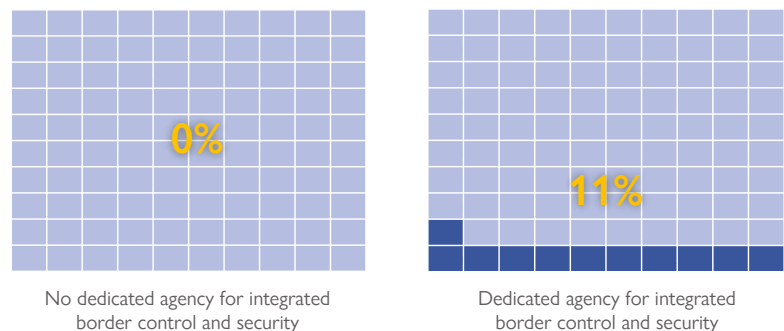


Note: Based on data from 52 MGI countries.

Figure 1 shows that 71 per cent of MGI countries lack systems to trace and identify missing migrants within their national territory. These systems, which may include formal cooperation agreements with other countries, are in place only in a few countries from the Americas (31%) and Europe (25%).

None of the countries that lack a dedicated agency for integrated border control and security have systems to trace and identify missing migrants. These systems are found only in a few countries (11%), all of which have such a dedicated agency (Figure 2).

Figure 2. Percentage of countries with systems to identify missing migrants, by type of agency for border control and security



Note: Based on data from 52 MGI countries. A total of 44 countries have a dedicated agency for integrated border control and security, while 8 countries lack such an agency.

¹ This bulletin is part of the publication *MGI Data Bulletins on the Global Compact for Safe, Orderly and Regular Migration*, which offers insights from MGI data for each of the 23 Global Compact for Migration objectives. Unless otherwise specified, data is based on 84 MGI countries.

² United Nations General Assembly, *Global Compact for Safe, Orderly and Regular Migration*. Report of the Secretary-General (A/76/642). Available at <https://reliefweb.int/report/world/global-compact-safe-orderly-and-regular-migration-report-secretary-general-a76642>.

Global Compact for Migration Objective 8

Save lives and establish coordinated international efforts on missing migrants



Systems to trace and identify missing migrants are found only in countries where family reunification is possible for all migrants in all visa or residency categories. In approximately one fourth of the countries where family reunification is not possible or restricted to migrants in some types of visa or residency categories, the identification of missing migrants is limited to just a few ad hoc measures (see percentages of “partially” answers in Figure 3).

Figure 4 shows that systems to trace and identify missing migrants are in place only in a few countries (12%) that have a formal strategy to combat human trafficking. No country with a limited anti-trafficking strategy or with no strategy at all has a system in place.

Figure 3. Percentage of countries with systems to identify missing migrants, by the possibility of family reunification for migrants

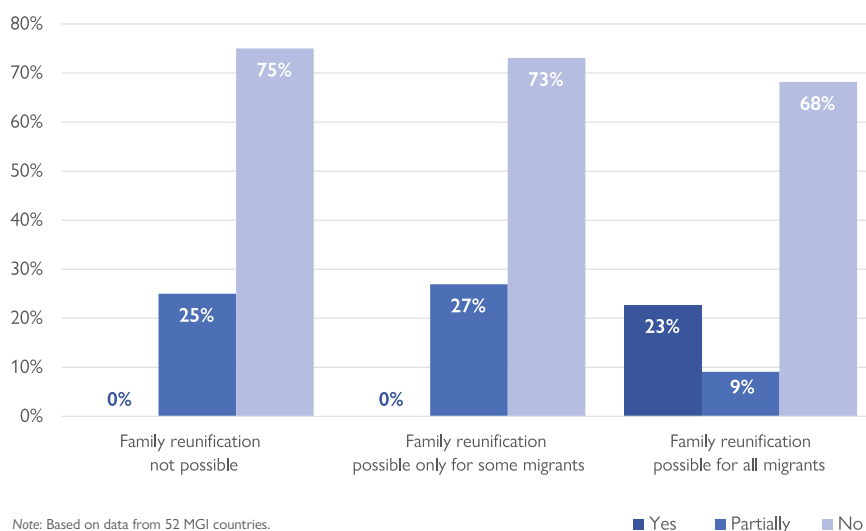
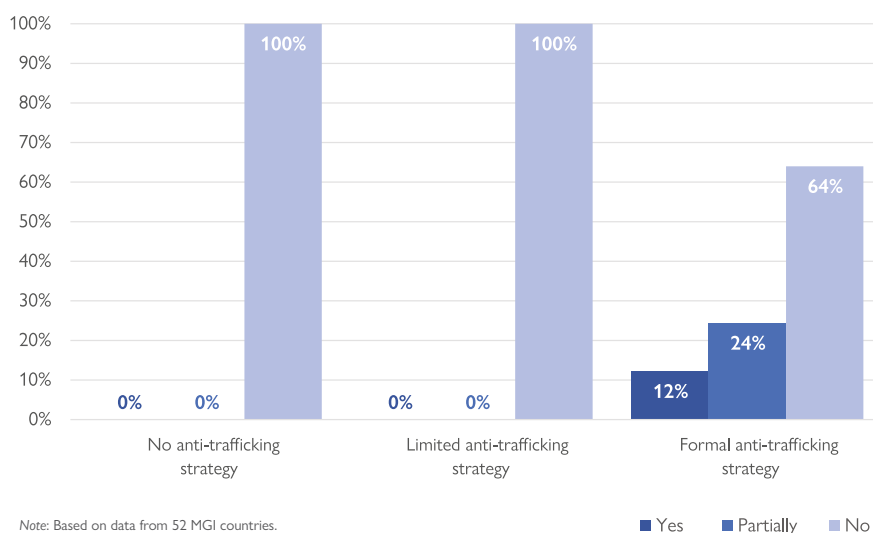


Figure 4. Percentage of countries with systems to identify missing migrants, by type of strategy against human trafficking



MGI data insight

None of the 22 least developed countries (LDCs) with MGI data on missing migrants have systems in place to trace and identify missing migrants within their national territory, in contrast with 17 per cent of other MGI countries.

Source: Own calculations based on UNSD, n.d.

Selected example from MGI data: Ukraine

In 2018, Ukraine passed Law No. 2505-VIII on the legal status of missing persons,* which provides a legal framework for searching and identifying missing persons, including migrants and stateless persons. The Law also regulates and guides the establishment and activities of the Commission on the Issues of Persons Gone Missing under Special Circumstances (active since 2019), with the purpose of coordinating the work of the authorities responsible for the search of the missing.

* Supreme Council (Parliament), Law of Ukraine on the Legal Status of Missing Persons (2018). Available at <https://ihl-databases.icrc.org/applic/ihl/ihl-nat.nsf/implementingLaws.xsp?documentId=C28B7264FBD90CA5C125861F00359FB6&action=OpenDocument>.



Global Compact for Migration Objective 9

Strengthen the transnational response to smuggling of migrants¹

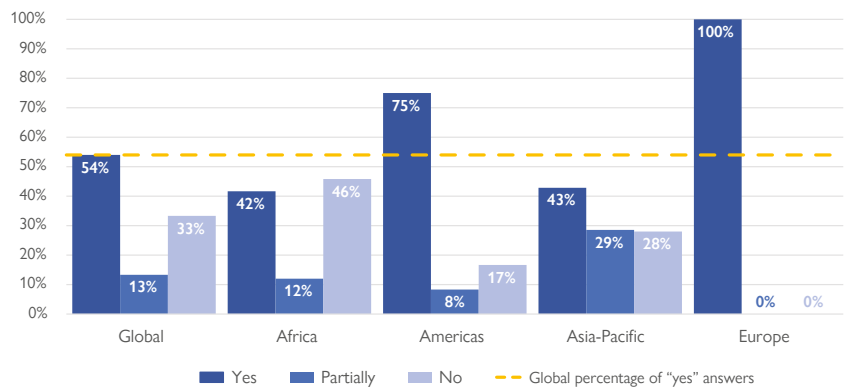
“Countering migrant smuggling requires concerted and coordinated action by and between [S]tates ... including migrant protection and assistance, addressing the causes of migrant smuggling, creating more regular channels for migration, enhancing States’ law enforcement capacities to detect and disrupt the activities of migrant smugglers, and increasing research and data collection.”²

Objective 9 takeaways

- Countries that have a national migration strategy defined in a programmatic document or manifesto are more likely to have agreements to counter the smuggling of migrants.
- Primarily destination countries are more likely to have cooperation agreements with other countries to prevent and counter the smuggling of migrants.
- Countries that have formal systems to trace and identify missing migrants are more likely to have agreements to counter the smuggling of migrants.

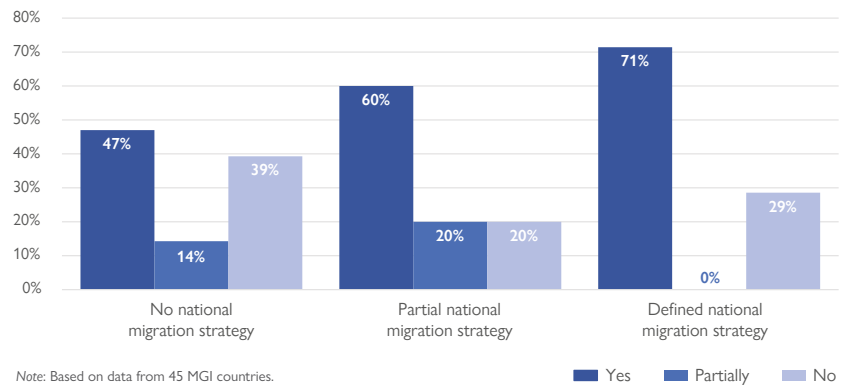
Formal cooperation agreements with other countries to prevent and counter the smuggling of migrants are found in 54 per cent of MGI countries, with wide regional variations (Figure 1).

Figure 1. Does the country have formal cooperation agreements/arrangements with other countries to prevent and counter the smuggling of migrants?



Note: Based on data from 45 MGI countries.

Figure 2. Percentage of countries with agreements to counter migrant smuggling, by existence of a migration strategy



Note: Based on data from 45 MGI countries.

¹ This bulletin is part of the publication *MGI Data Bulletins on the Global Compact for Safe, Orderly and Regular Migration*, which offers insights from MGI data for each of the 23 Global Compact for Migration objectives. Unless otherwise specified, data is based on 84 MGI countries.

² IOM, Countering migrant smuggling, Global Compact Thematic Paper: Countering Migrant Smuggling. Available at www.iom.int/sites/g/files/tmzbd1486/files/our_work/ODG/GCM/IOM-Thematic-Paper-Counter-Smuggling.pdf.

Global Compact for Migration Objective 9

Strengthen the transnational response to smuggling of migrants



Figure 2 shows that 71 per cent of the countries that have a national migration strategy defined in a programmatic document or manifesto also have formal cooperation agreements with other countries to prevent and counter the smuggling of migrants. This is the case for 60 per cent of countries that have a strategy that is not defined in a programmatic document or lacks an implementation plan, and for 47 per cent of countries with no strategy at all.

Primarily migrant destination countries are more likely to have formal cooperation agreements to prevent and counter the smuggling of migrants than primarily origin countries³ (Figure 3).

Figure 4 shows that formal cooperation agreements with other countries to prevent and counter the smuggling of migrants are more likely to be found in countries that have formal systems to trace and identify missing migrants.

Figure 3. Percentage of countries with agreements to counter migrant smuggling, by net migration rate

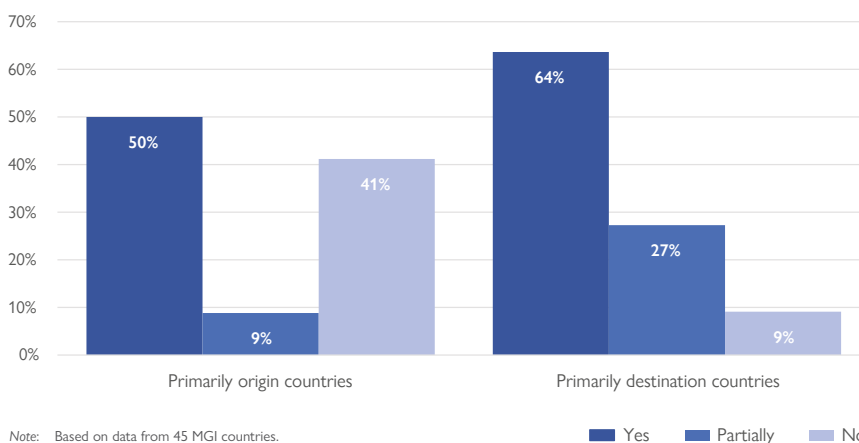
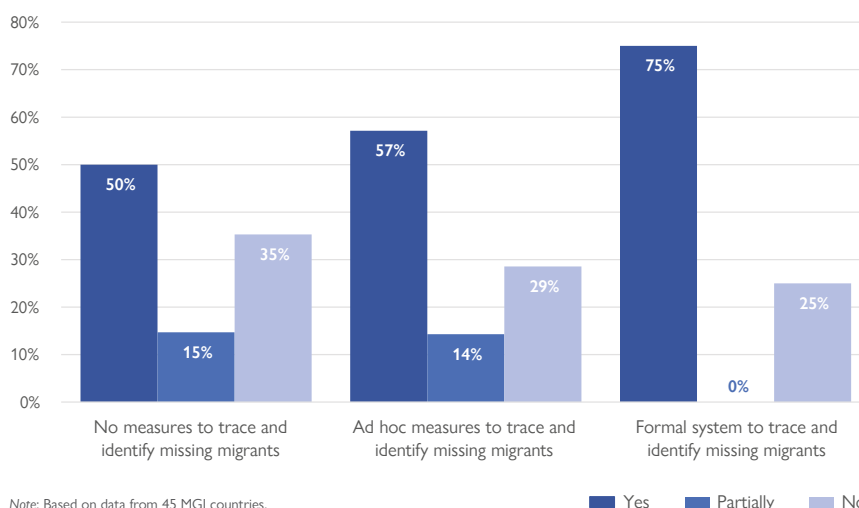


Figure 4. Percentage of countries with agreements to counter migrant smuggling, by type of measures to identify missing migrants



MGI data insight

Over three quarters (77%) of the countries that ratified the International Labour Organization Domestic Workers Convention No. 189 (2011) have formal cooperation agreements with other countries to counter the smuggling of migrants, in contrast with 44 per cent of countries that did not ratify the convention.

Source: Own calculations based on: ILO, 2011.

Selected example from MGI data: Ireland

In 2021, the Government of Ireland introduced the Criminal Justice (Smuggling of Persons) Act 2021,* which intends to implement the following international legal instruments in the area of people smuggling: Council Directive 2002/90/EC of 28 November 2002 defining the facilitation of unauthorized entry, transit and residence; Council Framework Decision 2002/946/JHA of 28 November 2002 on the strengthening of the penal framework to prevent the facilitation of unauthorized entry, transit and residence; and the Protocol against the Smuggling of Migrants by Land, Sea and Air, supplementing the United Nations Convention against Transnational Organized Crime, adopted in November 2000.

* Houses of the Oireachtas, Criminal Justice (Smuggling of Persons) Act 2021 (Act 42 of 2021). Available at www.oireachtas.ie/en/bills/bill/2021/105/.

³ Net migration rate is calculated for the period 2015–2020 by the United Nations Department of Economic and Social Affairs (2019). Primarily origin countries are considered to have a negative net migration rate, while primary destination countries have a positive net migration rate.



Global Compact for Migration Objective 10

Prevent, combat and eradicate trafficking in persons in the context of international migration¹

“ Governmental and non-governmental partners should work together to ... establish information management systems for human trafficking case data. In addition, the barriers to, and costs of, data and information sharing should be reduced in order to strengthen the evidence base for counter-trafficking.² ”

Objective 10 takeaways

- Even though most countries have a strategy to combat human trafficking, only one third of them regularly publish information on counter-trafficking activities.
- Countries that have formal measures to make exceptions to the immigration procedures for migrants from countries in crisis are more likely to have a strategy to combat human trafficking.
- Countries with higher statistical capacity are more likely to regularly publish information on their counter-trafficking activities.

Figure 1. Does the country have a strategy to combat human trafficking?

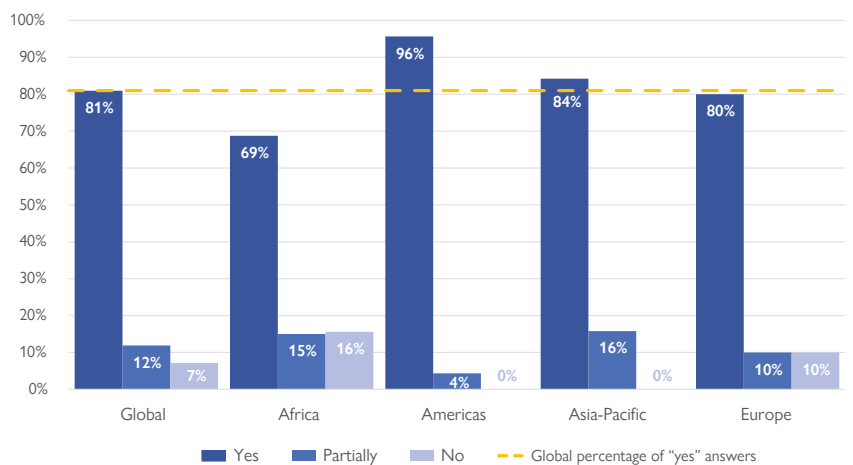


Figure 2. Does the country regularly publish information about its counter-trafficking activities?

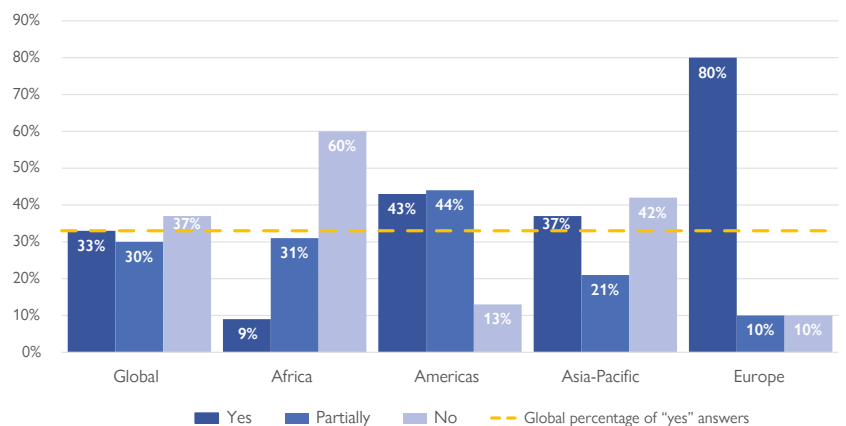


Figure 1 shows that 81 per cent of MGI countries have a strategy against human trafficking, while 12 per cent of them have a strategy in place but without an action plan, or it is only partially implemented or not regularly updated.

One third of MGI countries regularly (e.g. on a quarterly or annual basis) publish data on counter-trafficking activities, while 30 per cent publish only limited information and/or do not provide regular updates (Figure 2).

¹ This bulletin is part of the publication *MGI Data Bulletins on the Global Compact for Safe, Orderly and Regular Migration*, which offers insights from MGI data for each of the 23 Global Compact for Migration objectives. Unless otherwise specified, data is based on 84 MGI countries.

² IOM, *Combating trafficking in persons and contemporary forms of slavery*, Global Compact Thematic Paper: Trafficking in Persons. Available at www.iom.int/sites/g/files/tmzbd1486/files/our_work/ODG/GCM/IOM-Thematic-Paper-Trafficking-in-persons.pdf.

Global Compact for Migration Objective 10

Prevent, combat and eradicate trafficking in persons in the context of international migration



10 ERADICATE TRAFFICKING

Figure 3 shows that a strategy to combat human trafficking is more likely to be found in countries that have formal measures to make exceptions to the immigration procedures for migrants from countries in crisis.

Similarly, a clear relationship between countries' statistical capacity and the regular publication of information on counter-trafficking activities is observed. More than half of the countries with a high statistical capacity indicator (SCI)³ score regularly publish information on their activities against human trafficking, while this is the case for only 14 per cent of countries with a low SCI score (Figure 4).

Figure 3. Percentage of countries regularly publishing information on counter-trafficking activities, by existence of measures to make exceptions to immigration procedures for migrants from countries in crisis

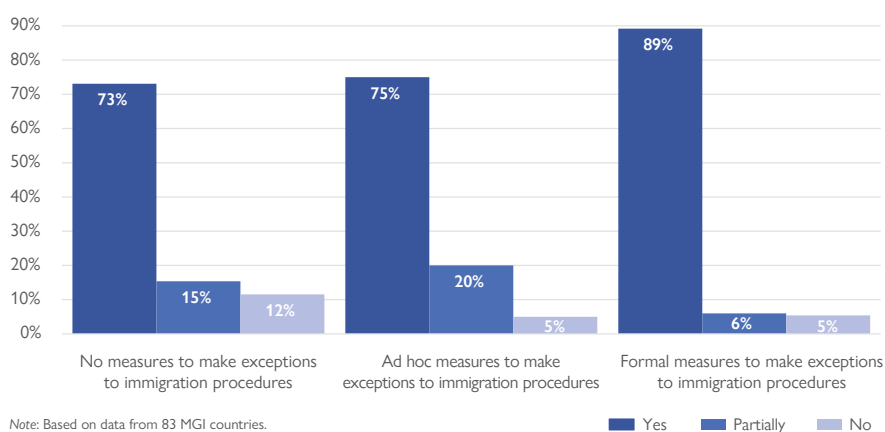
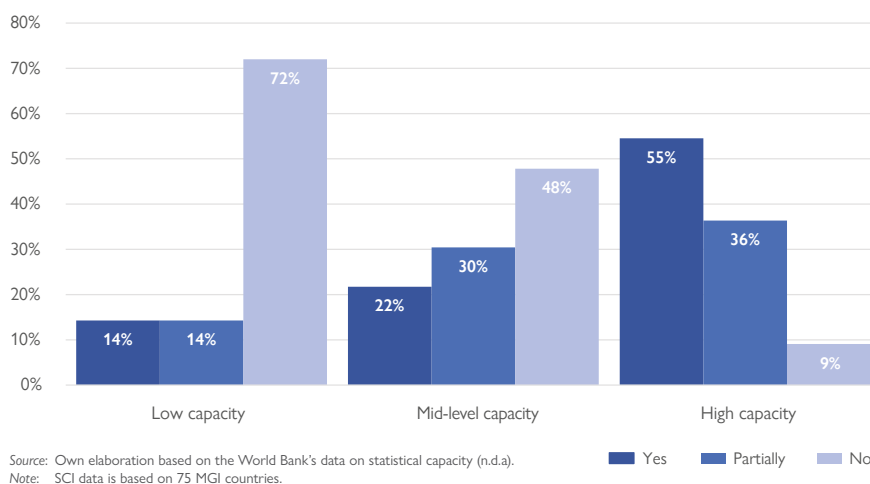


Figure 4. Percentage of countries regularly publishing information on counter-trafficking activities, by statistical capacity indicator score



MGI data insight

All MGI countries that regularly publish data on counter-trafficking activities also regularly collect and publish migration data outside the census, with 61 per cent regularly collecting and publishing these data disaggregated by sex.

Source: Own elaboration based on MGI data.

Selected example from MGI data: Paraguay

The Inter-institutional Working Group for the Prevention and Suppression of Trafficking in Persons in Paraguay is tasked with devising and implementing information measures that take into account gender, cultural, and ethnic diversity and vulnerability factors. The National Plan for the Prevention and Suppression of Trafficking in Persons in Paraguay, approved in 2020 through Decree No. 4473,^{*} aims to combat human trafficking and includes preventive action as well as action for the care and protection of persons affected, and for prosecuting and penalizing traffickers. The Foreign Office is responsible for the nationwide coordination of its implementation.

^{*} Government of Paraguay, Decreto No. 4473 por el cual se aprueba el Plan Nacional para la Prevención y el Combate de la Trata de Personas en la República del Paraguay (2020). Available at www.mre.gov.py/index.php/noticias-de-embajadas-y-consulados/cancilleria-coordinara-el-plan-nacional-contrala-trata-de-personas-aprobado-por-el-ejecutivo.

³ The SCI is a composite score assessing the capacity of a country's statistical system, on a scale of 0–100 (World Bank, n.d.a). For this publication, three tiers were created: low-capacity countries (score below 50), mid-level capacity (score between 50 and 75) and high capacity (score above 75).



Global Compact for Migration Objective 11

Manage borders in an integrated, secure and coordinated manner¹

“ States are urged to comply with their international obligations at borders and along migratory routes and to safeguard human rights, counteracting the erosion of humane and rights-based border management systems and deterrence-based approaches.² ”

Objective 11 takeaways

- Even though most countries have a dedicated body tasked with integrated border control and security, only around half of them provide specific and regular training to their border staff.
- Countries that have a dedicated agency responsible for the enactment and practical implementation of the immigration policy are more likely to have a dedicated body tasked with integrated border control and security.
- Countries that have a national migration strategy defined in a programmatic document or manifesto are more likely to provide regular and specific training to their border staff.

Figure 1. Does the country have a dedicated body tasked with integrated border control and security?

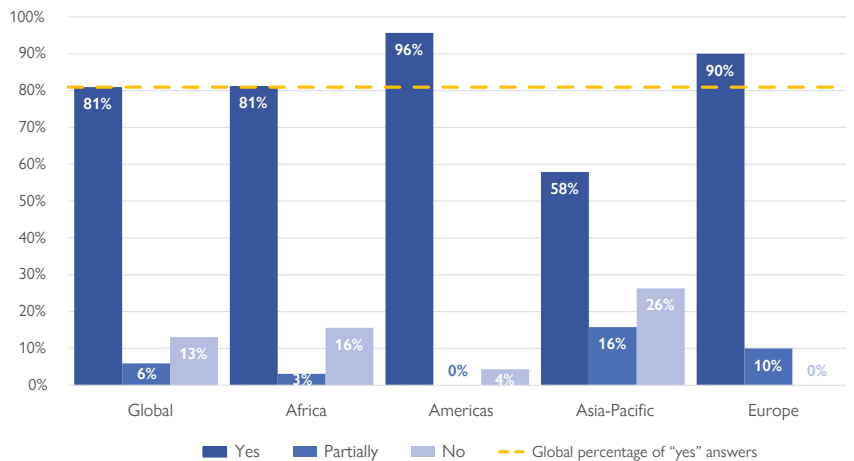
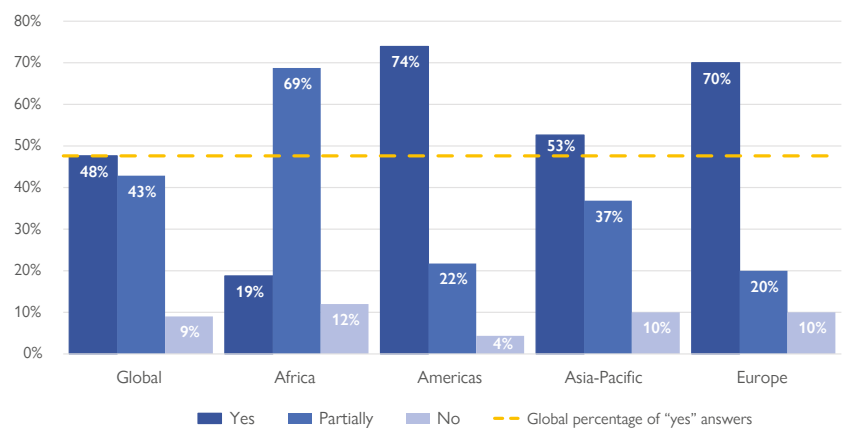


Figure 1 shows that 81 per cent of MGI countries have a dedicated body tasked with integrated border control and security. Regional MGI data show that 96 per cent of countries from the Americas and 90 per cent of those from Europe have integrated border control.

Less than half (48%) of MGI countries provide regular and specific training on migration to their border staff. This training, which may cover language courses and gender and cultural aspects, is provided on an ad hoc basis in 43 per cent of the countries (Figure 2).

Figure 2. Does the country specifically and regularly train their border staff?



¹ This bulletin is part of the publication *MGI Data Bulletins on the Global Compact for Safe, Orderly and Regular Migration*, which offers insights from MGI data for each of the 23 Global Compact for Migration objectives. Unless otherwise specified, data is based on 84 MGI countries.

² United Nations General Assembly, *Global Compact for Safe, Orderly and Regular Migration*. Report of the Secretary-General (A/76/642). Available at <https://reliefweb.int/report/world/global-compact-safe-orderly-and-regular-migration-report-secretary-general-a76642>.

Global Compact for Migration Objective 11

Manage borders in an integrated, secure and coordinated manner



A dedicated body tasked with integrated border control and security is more likely to be found in countries that have a dedicated agency responsible for the enactment and practical implementation of the immigration policy. For example, 88 per cent of the countries that have a dedicated agency for enacting immigration policy have integrated border control, while this is the case for 57 per cent of those where the immigration policy is enacted by an entity with a different primary mandate (Figure 3).

Figure 4 shows that 69 per cent of the countries that have a national migration strategy defined in a programmatic document or manifesto also provide regular and specific training to their border staff. This is the case for 47 per cent of the countries that have a strategy that is not defined in a programmatic document or lacks an implementation plan, and for 29 per cent of those with no strategy at all.

Figure 3. Percentage of countries with integrated border control, by type of agency enacting the immigration policy

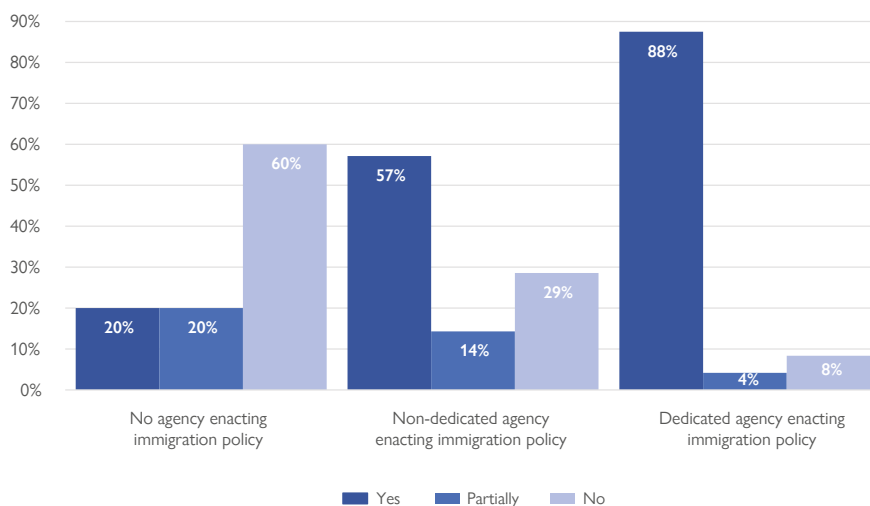
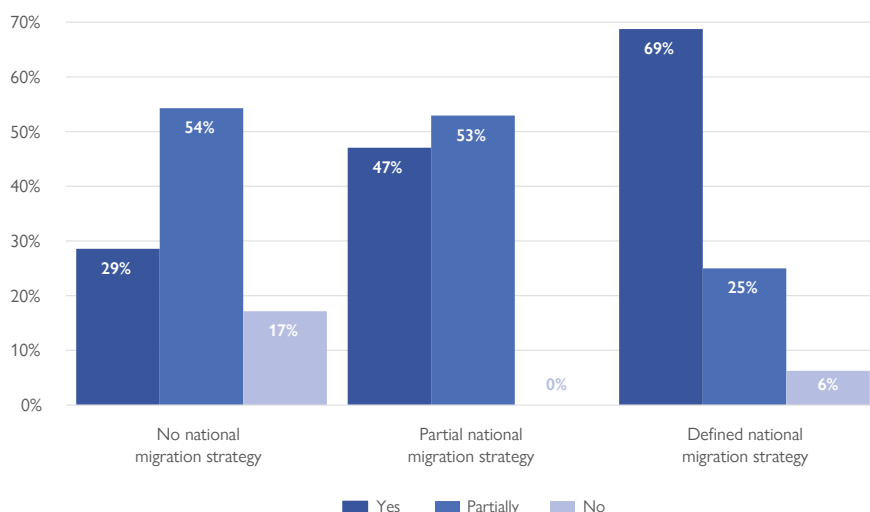


Figure 4. Percentage of countries regularly training border staff, by existence of a migration strategy



MGI data insight

More than two thirds (69%) of the countries that have lower levels of gender inequality provide regular and specific training on migration to their border staff. This is the case for only one quarter of MGI countries with higher gender inequality.

Source: Own elaboration based on: UNDP, 2019a.

Selected example from MGI data: Republic of Moldova

The Border Police, a public administration body under the Ministry of Internal Affairs, is responsible for implementing border management policies. Border Police personnel are regularly trained. During the first year of service, employees must attend training in educational institutions established by the Ministry. There are also inter-institutional and regional training programmes. For example, in January 2022, border guards participated in the workshop “Social and cultural identification of foreigners and intercultural communication”, where they reflected on how to identify and solve intercultural conflicts.*

* The course is part of the series of trainings planned within the project “Strengthening the migration management system in the Republic of Moldova”. More information is available at <https://border.gov.md/en/node/6792>.



Global Compact for Migration Objective 12

Strengthen certainty and predictability in migration procedures for appropriate screening, assessment and referral¹

“ Clear rules and procedures are equally crucial for re-establishing predictable pathways for admission, stay and work, for return and readmission and for safeguarding rights, including at borders.² ”

Objective 12 takeaways

- Even though almost all of the countries have a formal system allowing applications for specific visa types prior to arrival, only around half of them have a clear and transparent set of rules and regulations pertaining to migration.
- Countries that have a dedicated government entity responsible for designing and coordinating the implementation of an overall migration policy are more likely to have a set of clear and transparent rules and regulations on migration.
- Most countries have a mixed online and paper-based system allowing applications for specific visa types prior to arrival.

Figure 1. Does the country have a formal system allowing applications for specific visa types prior to arrival?

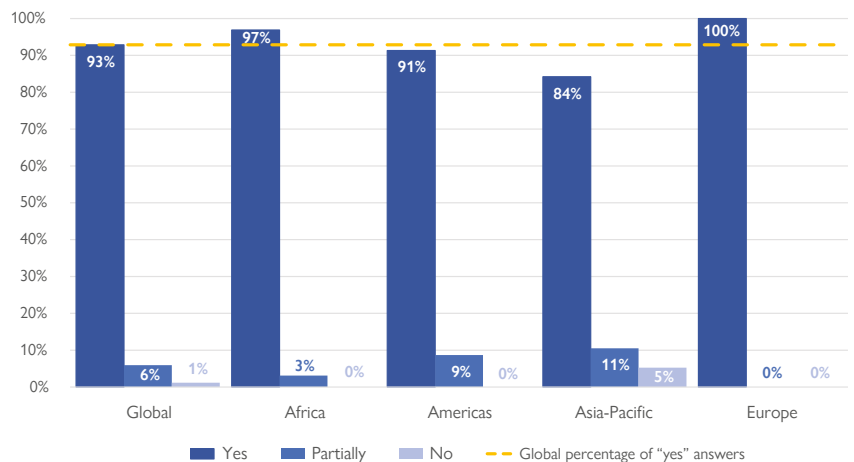
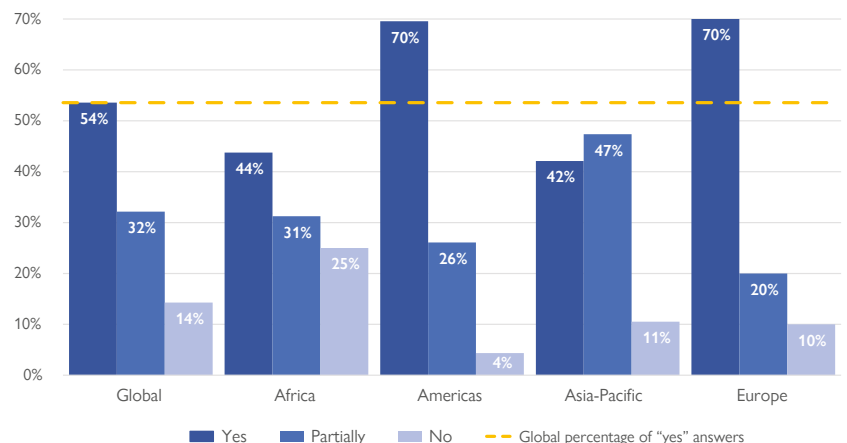


Figure 2. Does the country have a clear and transparent set of rules and regulations pertaining to migration?



Almost all (93%) MGI countries have a formal system allowing applications for specific visa types prior to arrival, with minor regional variations. All European countries allow for visa applications prior to arrival. Asia-Pacific is the region with the highest percentage of countries where visas can be obtained only on arrival (Figure 1).

More than half (54%) of MGI countries have a clear and transparent set of rules and regulations pertaining to migration, meaning that these are made available to the public in a manner that is easy to consult and understand (Figure 2).

¹ This bulletin is part of the publication *MGI Data Bulletins on the Global Compact for Safe, Orderly and Regular Migration*, which offers insights from MGI data for each of the 23 Global Compact for Migration objectives. Unless otherwise specified, data is based on 84 MGI countries.

² United Nations General Assembly, *Global Compact for Safe, Orderly and Regular Migration*. Report of the Secretary-General (A/76/642). Available at <https://reliefweb.int/report/world/global-compact-safe-orderly-and-regular-migration-report-secretary-general-a76642>.

Global Compact for Migration Objective 12

Strengthen certainty and predictability in migration procedures for appropriate screening, assessment and referral



12 SCREENING AND REFERRAL

Figure 3 shows that a set of clear and transparent rules and regulations on migration is more likely to be found in countries that have a dedicated government entity responsible for designing and coordinating the implementation of an overall migration policy.

While most MGI countries have a formal system allowing applications for specific visa types prior to arrival, different types of processes are in place. A paper-based visa application process is found in 29 per cent of the countries, while 18 per cent have implemented a fully online process. Moreover, more than half (53%) of MGI countries have a mixed online and paper-based process in place (Figure 4).

Figure 3. Percentage of countries with clear and transparent migration rules, by type of entity responsible for the implementation of an overall migration policy

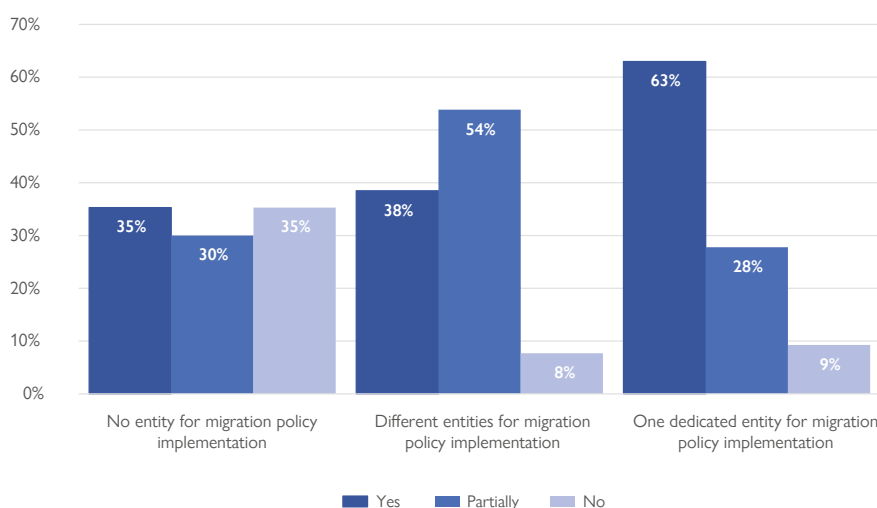
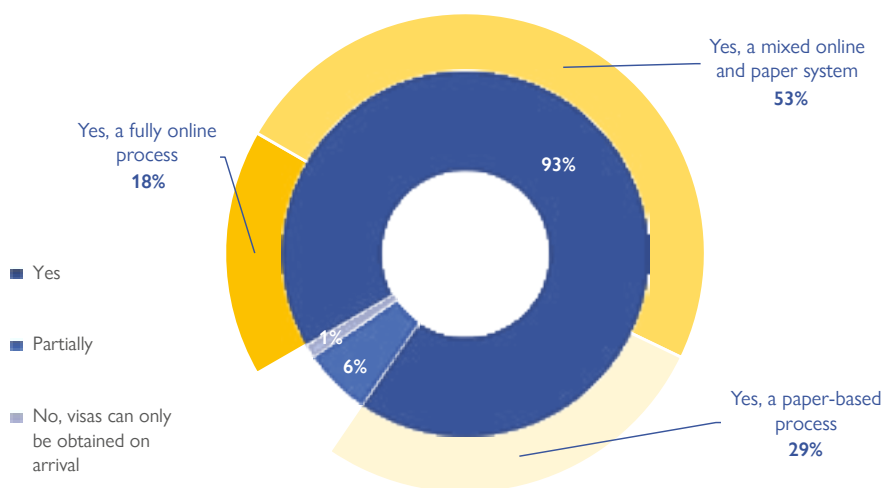


Figure 4. Percentage of countries that allow applications for specific visa types prior to arrival, by type of “yes” answer



MGI data insight

More than half of the MGI countries (58%) that do not have clear and transparent rules and regulations pertaining migration also lack a national migration strategy defined in a programmatic document or manifesto.

Source: Own calculations based MGI data.

Selected example from MGI data: Uruguay

Uruguay’s regulations on migration are made available to the public in a manner that is easy to consult and understand through the informational website* on migration run by the Government. The website contains step-by-step guides on the migration process; a handbook for returning nationals; information on how to access public health, education and legal services; as well as additional resources like job offers and Spanish courses for migrants and refugees.

* More information is available at www.gub.uy/migracion.



Global Compact for Migration Objective 13

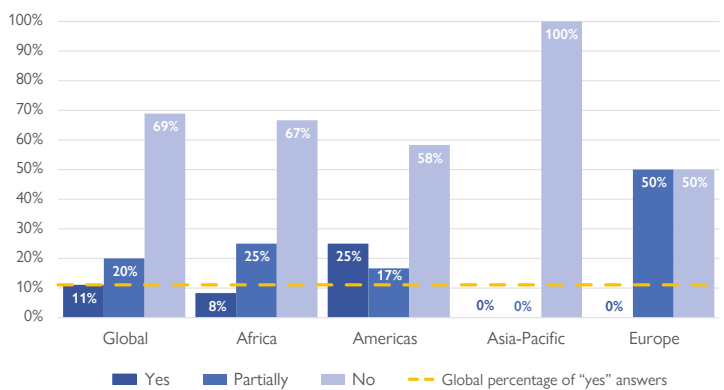
Use immigration detention only as a measure of last resort and work towards alternatives¹

“ [In most cases, alternatives to immigration detention are not applied first and the detention of migrants is not used as a measure of last resort], lacks regulation ... and falls into a legal vacuum, leaving migrants with little to no safeguards or remedies for any abuse suffered while in detention or for arbitrary or extended detention.²”

Objective 13 takeaways

- Most countries lack a policy to ensure that alternatives to immigration detention are applied first so that migrant detention is used only as a measure of last resort.
- The majority of countries lacking a national migration strategy (89%) do not have policies to ensure that alternatives to immigration detention are sought first and that migrant detention is used only as a measure of last resort.
- Countries with lower levels of gender inequality are more likely to use migrant detention as a measure of last resort.

Figure 1. Does the country have a policy or strategy to ensure that migrant detention is used only as a measure of last resort, and to work towards alternatives?



More than two thirds (69%) of MGI countries lack a policy to ensure that alternatives to immigration detention are sought first and that migrant detention is used only as a measure of last resort. Regional MGI data show that such a policy – which may include the prioritization of non-custodial alternatives to detention, including community-based care arrangements – is found only in a few countries from the Americas and Africa (25% and 8%, respectively).

Figure 2. Percentage of countries using migrant detention as a measure of last resort, by existence of a migration strategy

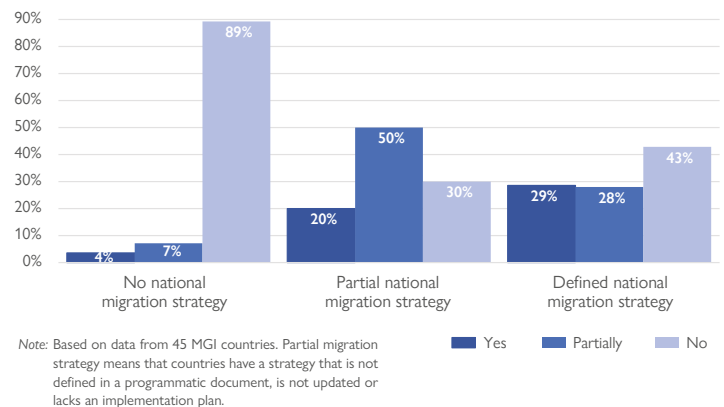


Figure 2 shows that 29 per cent of the countries that have a national migration strategy defined in a programmatic document or manifesto also have a policy to ensure that migrant detention is used only as a measure of last resort. This is the case for 20 per cent of the countries that have a strategy that is not defined in a programmatic document or lacks an implementation plan, and for only 4 per cent of the countries with no strategy at all.

¹ This bulletin is part of the publication *MGI Data Bulletins on the Global Compact for Safe, Orderly and Regular Migration*, which offers insights from MGI data for each of the 23 Global Compact for Migration objectives. Unless otherwise specified, data is based on 84 MGI countries.

² IOM, *Immigration detention and alternatives to detention*, Global Compact Thematic Paper: Detention and Alternatives to Detention. Available at www.iom.int/sites/g/files/tmzbd486/files/our_work/ODG/GCM/IOM-Thematic-Paper-Immigration-Detention.pdf.

Global Compact for Migration Objective 13

Use immigration detention only as a measure of last resort and work towards alternatives



Figure 3 shows that countries with lower levels of gender inequality are more likely to have a policy to ensure that migrant detention is used only as a measure of last resort. Such a policy is in place in over one third of the countries with a low gender inequality index (GII)³ score, in contrast with 6 per cent of those with a high GII score.

Figure 4 shows that a policy to ensure that migrant detention is used only as a measure of last resort is more likely to be found in countries that also have a formal policy to timely identify migrants in vulnerable situations and provide them with adequate referral and protection services.

Figure 3. Percentage of countries using migrant detention only as a measure of last resort, by gender inequality index tier

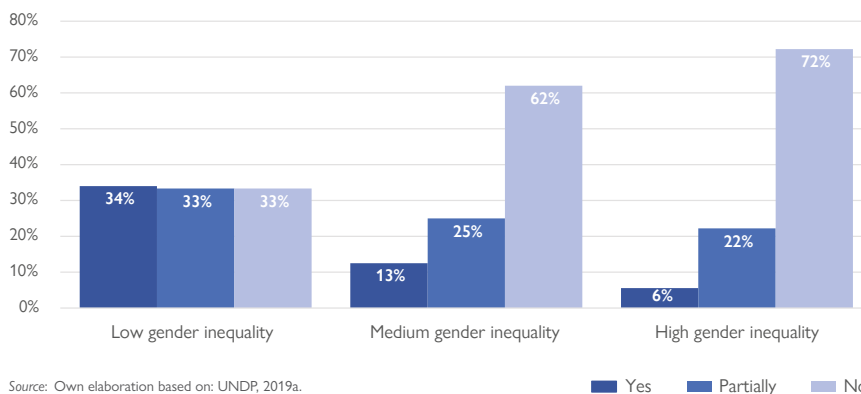
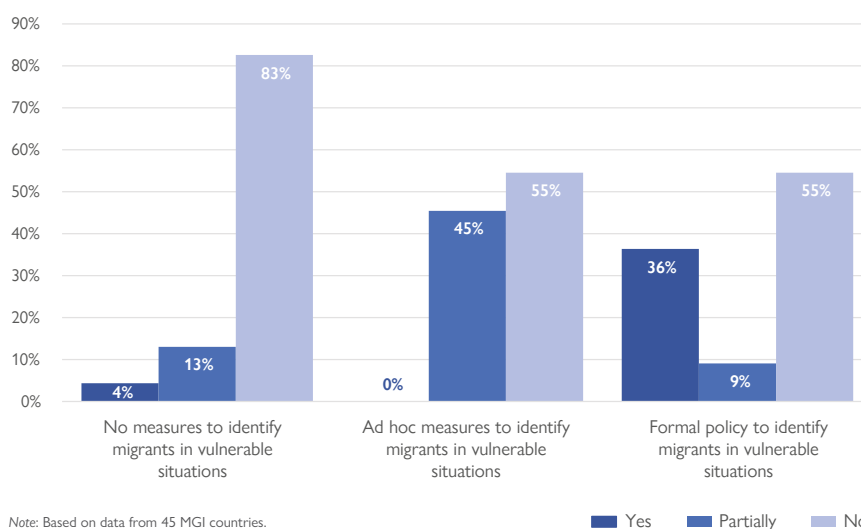


Figure 4. Percentage of countries using migrant detention only as a measure of last resort, by type of measures to identify vulnerable migrants



MGI data insight

All the MGI countries that have a policy to ensure that alternatives to immigration detention are applied first so that migrant detention is used only as a measure of last resort also have a government agency responsible for designing and coordinating the implementation of an overall migration policy.

Source: Own calculations based on MGI data.

Selected example from MGI data: Canada

In June 2018, the Canada Border Services Agency initiated the national roll-out of its expanded Alternatives to Detention (ATD) programme, a key pillar of the National Immigration Detention Framework. The ATD programme, which provides an extended set of tools and programmes to more effectively release individuals, was developed in consultation with stakeholders. In addition to in-person reporting, cash deposit or the establishment of a bondsperson, the ATD programme includes additional release mechanisms, such as a national Community Case Management and Supervision programme and a national Voice Reporting programme.*

* Canada Border Services Agency, Alternatives to Detention Program (2019). Available at www.cbsa-asfc.gc.ca/agency-agence/reports-rapports/pia-efvp/atip-airpr/atd-srd-eng.html.

³ The GII is a composite measure reflecting inequality in achievement between women and men in three dimensions: reproductive health, empowerment and the labour market. The GII ranges between 0 and 1. Higher GII values indicate higher inequalities between women and men and thus higher loss to human development (UNDP, 2019b). For this publication, three tiers were created: low GII (score below 0.25), medium GII (between 0.25 and 0.50) and high GII (above 0.50).



Global Compact for Migration Objective 14

Enhance consular protection, assistance and cooperation throughout the migration cycle¹

“ Effective consular services for migrants, including those in irregular status, can be extended by establishing new consulates, increasing trained staff, using digital solutions, enhancing bilateral and multilateral agreements or involving stakeholders.² ”

Objective 14 takeaways

- Most MGI countries have institutions to assist nationals residing abroad in 50 countries or more.
- Measures to assist nationals living abroad in times of crisis are more likely to be found in countries that have specific national legislation regarding emigration.
- Three quarters of the countries that lack a national migration strategy have institutions to assist nationals abroad in less than 50 countries.

Figure 1. Does the country have institutions to assist nationals residing abroad?

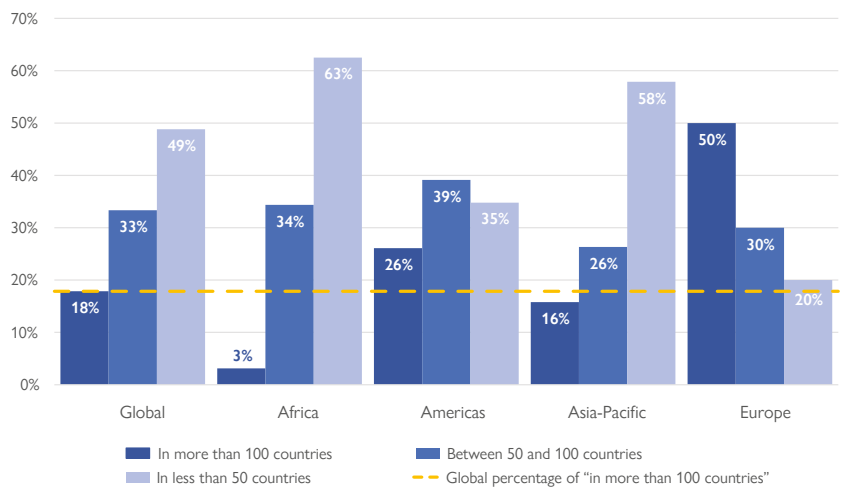
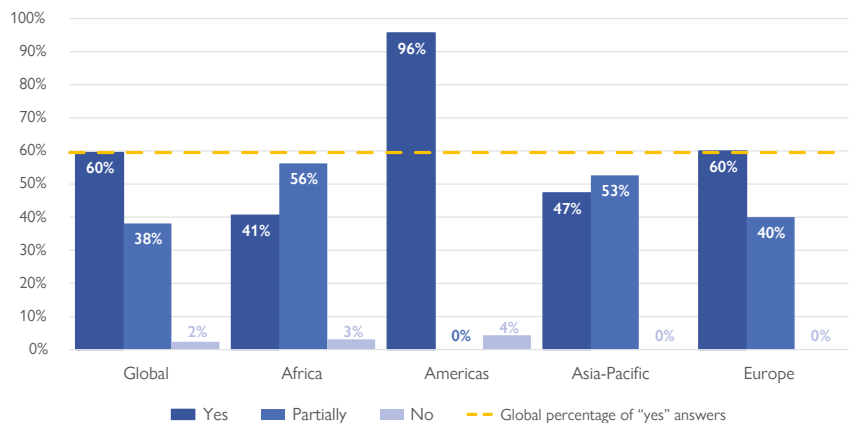


Figure 1 shows that more than half of MGI countries have institutions to assist nationals residing abroad in at least 50 countries. Regional MGI data show that half of European countries have institutions, like embassies or consulates, to assist nationals living abroad in over 100 countries.

Moreover, measures to assist nationals living abroad in times of crisis are found in 60 per cent of the countries; in 38 per cent of them, these measures are carried out only on an ad hoc basis. Measures to assist nationals residing abroad in times of crisis are in place in almost all countries from the Americas, while all countries from Asia-Pacific and Europe carry out these measures at least on an ad hoc basis (Figure 2).

Figure 2. Does the country have measures in place to assist nationals living abroad in times of crisis?



¹ This bulletin is part of the publication *MGI Data Bulletins on the Global Compact for Safe, Orderly and Regular Migration*, which offers insights from MGI data for each of the 23 Global Compact for Migration objectives. Unless otherwise specified, data is based on 84 MGI countries.

² United Nations General Assembly, *Global Compact for Safe, Orderly and Regular Migration*. Report of the Secretary-General (A/76/642). Available at <https://reliefweb.int/report/world/global-compact-safe-orderly-and-regular-migration-report-secretary-general-a76642>.

Global Compact for Migration Objective 14

Enhance consular protection, assistance and cooperation throughout the migration cycle



Countries that have specific national legislation regarding emigration are more likely to have measures in place to assist nationals living abroad in times of crisis, including consular assistance (Figure 3).

Figure 4 shows that while 74 per cent of the countries that lack a national migration strategy have institutions to assist nationals abroad in less than 50 countries, three quarters of the countries that have a national migration strategy defined in a programmatic document have these types of institutions in more than 50 countries.

Figure 3. Percentage of countries with measures to assist nationals abroad in times of crisis, by existence of national legislation on emigration

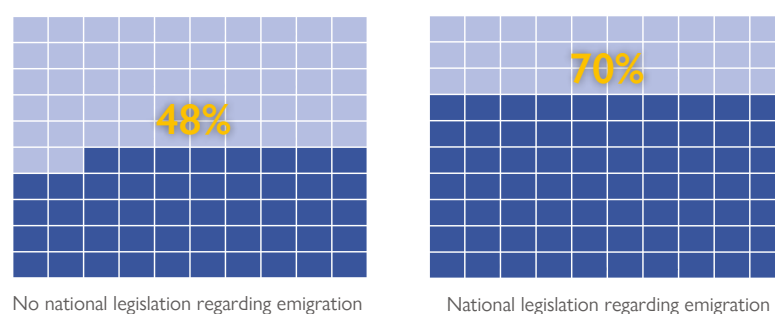
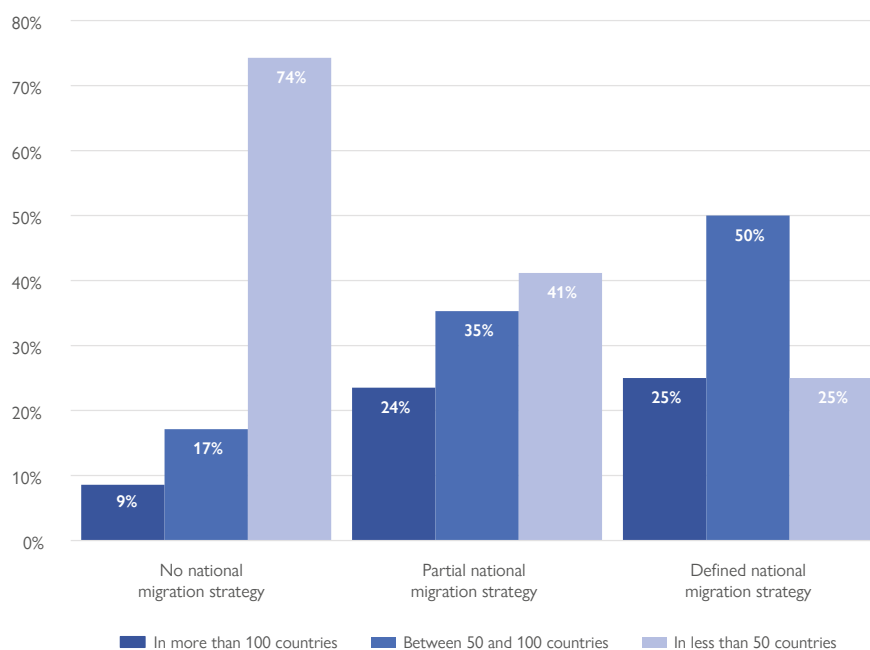


Figure 4. Percentage of countries with institutions to assist nationals residing abroad, by existence of a migration strategy



Note: A partial strategy refers to one that is not defined in a programmatic document or lacks an implementation plan.

MGI data insight

Close to two thirds (65%) of the countries that have a dedicated government agency responsible for enacting emigration and diaspora policies also have measures to assist nationals abroad in time of crisis. This is the case only for 45 per cent of MGI countries that lack a dedicated agency for emigration and diaspora policies.

Source: Own elaboration based on MGI data.

Selected example from MGI data: Bangladesh

In 2018, Bangladesh enacted the Wage Earners' Welfare Board Act,* which establishes a legal framework for improved welfare services for Bangladeshi migrant workers abroad and creates the Wage Earners' Welfare Fund. This Fund can be used to provide medical treatments for Bangladeshi migrant workers and financially support their families, among other services.

* Government of Bangladesh, Wage Earners' Welfare Board Act (WEWB Act) (2018). Not available online.



Global Compact for Migration Objective 15

Provide access to basic services for migrants¹

“ Well-managed migration, equal rights for migrants in accessing health care and social services, and responsive systems geared to meet migrants’ health needs within established policies produce positive health and migration outcomes.² ”

Objective 15 takeaways

- A larger proportion of MGI countries grant all migrants the same status as citizens in accessing government-funded health services, as compared to granting them the same status for education services.³
- Equal access to all government-funded health services is contingent on migrants’ legal status in about 4 out of 10 MGI countries, and is more likely to be granted if the country reports spending more than 5 per cent of their GDP on health.
- Countries making formal efforts to enhance the vertical coherence of their migration policy are more likely to grant all migrants equal access as nationals to all government-funded health services.

Figure 1. Does the country grant all migrants the same status as citizens in accessing government-funded health services?

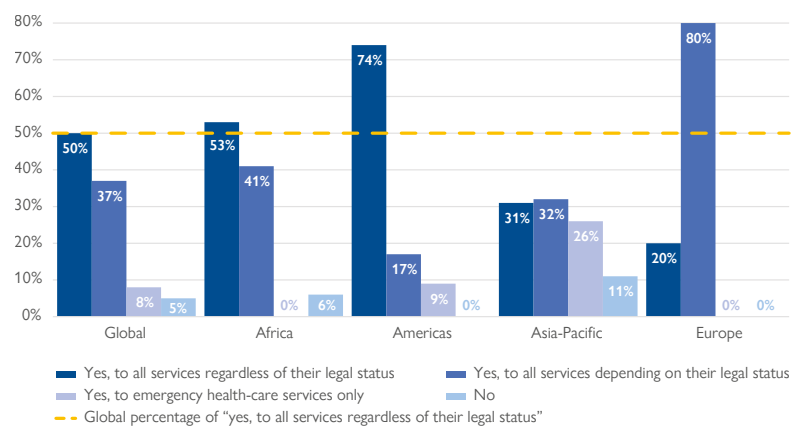
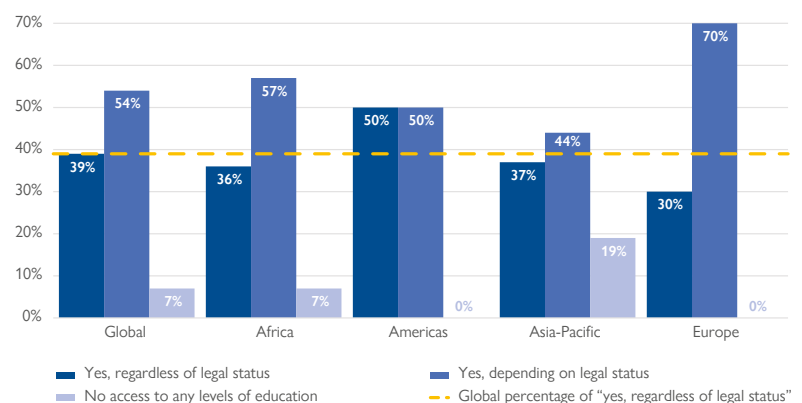


Figure 2. Does the country grant all migrants the same status as citizens in accessing government-funded education and vocational training?



In half of MGI countries, migrants have equal access as nationals to all health services, regardless of their migration status, while equal access in 37 per cent of the countries is contingent on migrants’ legal status. All European countries grant at least some migrant categories equal access as nationals to all health services (Figure 1). Figure 2 shows that migrants are guaranteed equal access as nationals to education services, regardless of their migration status, in 39 per cent of MGI countries. All European and American countries grant at least some migrants equal access as nationals to education services.

¹ This bulletin is part of the publication *MGI Data Bulletins on the Global Compact for Safe, Orderly and Regular Migration*, which offers insights from MGI data for each of the 23 Global Compact for Migration objectives. Unless otherwise specified, data is based on 84 MGI countries.

² IOM, *The health of migrants: a core cross-cutting theme*, Global Compact Thematic Paper: The Health of Migrants. Available at www.iom.int/sites/g/files/tmzbd1486/files/our_work/ODG/GCM/IOM-Thematic-Paper-Health-of-Migrants.pdf.

³ Both indicators assess the extent to which migrants can access health care and education in a non-discriminatory manner according to the rules, norms and regulations of the country. Thus, they do not pretend to evaluate the implementation of such policies. IOM has been following implementation in practice versus plans on paper for access to health services, with a focus on COVID-19 vaccines. See: IOM’s Country Office Review on migrant inclusion in COVID-19 vaccination campaigns (December 2021), available at www.iom.int/sites/g/files/tmzbd1486/files/documents/iom-vaccine-inclusion-mapping_global_december-2021_external.pdf.

Global Compact for Migration Objective 15

Provide access to basic services for migrants

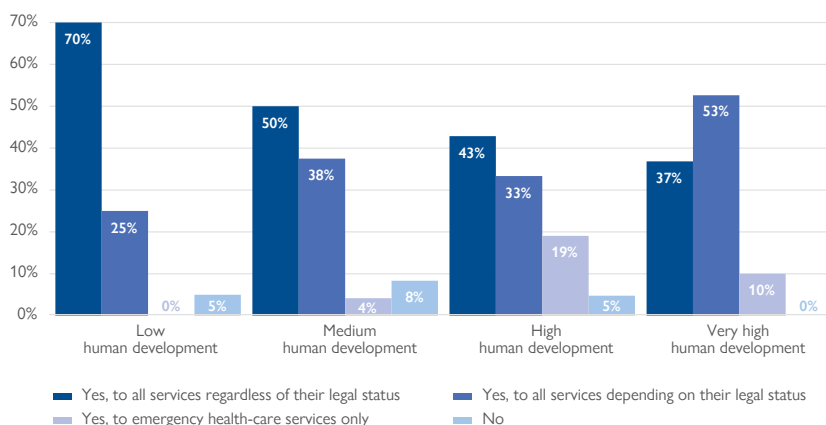


15 ACCESS TO BASIC SERVICES

When looking at MGI countries by human development index (HDI)⁴ tier, a few interesting trends emerge. First, countries with low to medium HDI scores are more likely to offer all migrants equal access to health services than those with high to very high HDI scores. Second, while more than half of the countries with very high HDI scores offer equal access to migrants but only depending on their legal status, this is true for less than half of the other countries. Third, all countries with very high HDI scores grant migrants equal access as nationals at least to emergency health services (Figure 3).

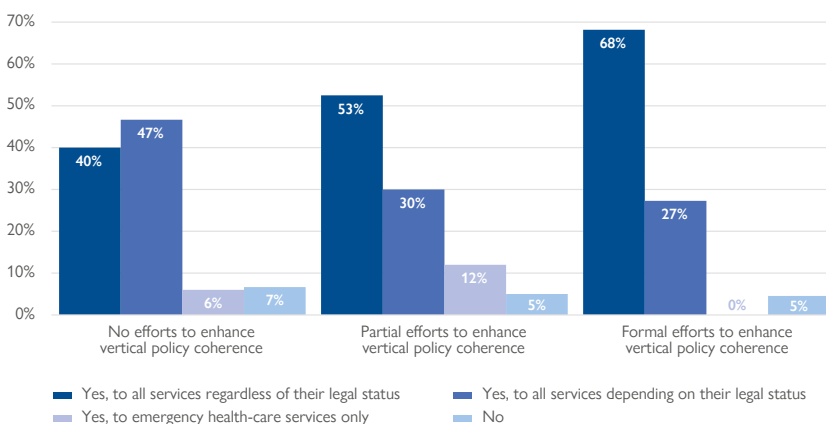
Over two thirds (68%) of the countries that make formal efforts to enhance the vertical coherence of their migration policy (e.g. through regular consultation with decentralized levels of governance) grant migrants equal access as nationals to all government-funded health services regardless of their migration status. This is the case for 40 per cent of the countries that make no efforts to enhance their vertical policy coherence (Figure 4).

Figure 3. Percentage of countries granting migrants equal access as nationals to government-funded health services, by human development index tier



Source: Own elaboration based on: UNDP, 2019a.

Figure 4. Percentage of countries granting migrants access to health services, by type of efforts to enhance vertical policy coherence



Note: Partial efforts refer to instances in which there are no formal arrangements for vertical coordination, and consultation with decentralized levels of governance occurs on an ad hoc basis.

MGI data insight

All MGI countries that spend more than 5 per cent of their GDP on government-funded health services also grant migrants equal access as nationals to all health services.

Source: Own elaboration based on data on health expenditure from the World Bank (n.d.b).

Selected example from MGI data: Sri Lanka

In 2019, the Ministry of Health (formerly known as the Ministry of Health, Nutrition and Indigenous Medicine) introduced the Health Protection Plan, a mandatory social protection plan for all residence visa applicants in Sri Lanka. The residence visa is issued for a one-year period by the Department of Immigration and Emigration for all applicants who have undergone a health assessment.* The Health Protection Plan entitles residence visa holders to a health check-up at the Inbound Health Assessment Centre and health benefits at Government-funded health institutions, including emergency care, primary outpatient care and treatment for diseases identified in the health assessment.**

* The visa and the Health Protection Plan are renewed simultaneously.

** Ministry of Health, Nutrition and Indigenous Medicine, Health Protection Plan for all residence visa applicants. Immigration Health Unit. Available at <http://health.gov.lk/IHU/>.

⁴ The HDI is a summary measure of average achievement in key dimensions of human development: a long and healthy life, being knowledgeable and having a decent standard of living (UNDP, 2019a).



Global Compact for Migration Objective 16

Empower migrants and societies to realize full inclusion and social cohesion¹

“ Governmental and non-governmental partners should work together to ... establish information management systems for human trafficking case data. In addition, the barriers to, and costs of, data and information sharing should be reduced in order to strengthen the evidence base for counter-trafficking.² ”

Objective 16 takeaways

- MGI countries are more likely to allow international students to work while studying than to have a scheme that allows them to work after graduation.
- Provisions for allowing international students to work during study are more likely to be found in countries that have different types of visas to attract different labour skills.
- Countries that conduct formal assessments to monitor the labour market demand for immigrants are more likely to have schemes for allowing international students to work after graduation.

In 18 per cent of MGI countries, the national migration strategy addresses migrant integration.³ Moreover, equal access to university education for all international students is guaranteed in 27 per cent of MGI countries, while in 60 per cent of them, international students are charged higher fees than nationals. Even though 31 per cent of the countries allow international students to work during their study, only 13 per cent have a scheme for allowing them to work in the country after graduation. Figure 2 shows the regional distribution of “yes” answers to these questions.

Figure 1. MGI questions on inclusion and social cohesion: global distribution of answers (yes/partially/no)

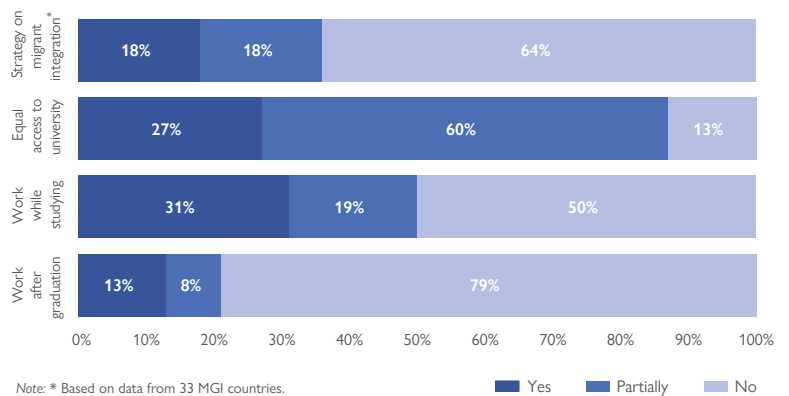
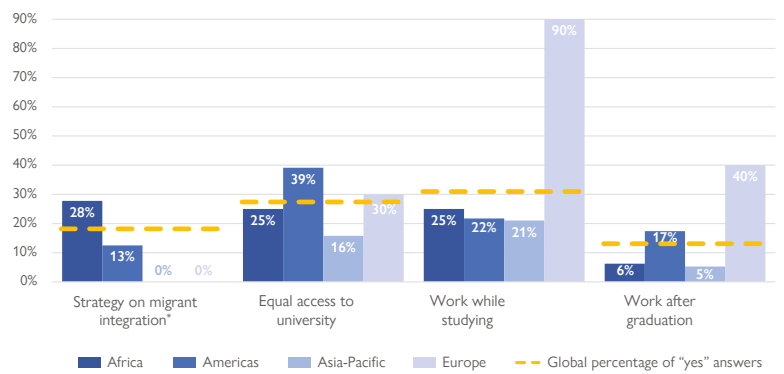


Figure 2. MGI questions on inclusion and social cohesion: regional distribution of “yes” answers



¹ This bulletin is part of the publication *MGI Data Bulletins on the Global Compact for Safe, Orderly and Regular Migration*, which offers insights from MGI data for each of the 23 Global Compact for Migration objectives. Unless otherwise specified, data is based on 84 MGI countries.

² IOM, Integration and social cohesion: Key elements for reaping the benefits of migration, Global Compact Thematic Paper: Integration and Social Cohesion. Available at www.iom.int/sites/g/files/tmzbd486/files/our_work/ODG/GCM/IOM-Thematic-Paper-Integration-and-Social-Cohesion.pdf.

³ Overall, 38 per cent of MGI countries have a national migration strategy defined in a programmatic document. The question of whether the strategy addresses migrant integration was added in a later MGI phase, hence data are only available for 33 countries. Migrant integration involves all categories of migrants and is the two-way process of mutual adaptation between migrants and the societies in which they live, whereby migrants are incorporated into the social, economic, cultural and political life of the receiving community. (IOM, 2019b)

Global Compact for Migration Objective 16

Empower migrants and societies to realize full inclusion and social cohesion



Figure 3 shows that almost half (48%) of the countries that have different types of visas to attract specific labour skills allow international students to work during the course of study, in contrast with 23 per cent of other countries.

One third of the countries that conduct formal assessments to monitor the labour market demand for immigrants (e.g. shortage occupation lists) have developed schemes for allowing international students to work after graduation. This share is more than three times higher than for countries that conduct semi-formal assessments that are implemented on an ad hoc basis or those that do not conduct an assessment at all (Figure 4).

Figure 3. Percentage of countries allowing international students to work during study, by having different types of visas to attract specific labour skills

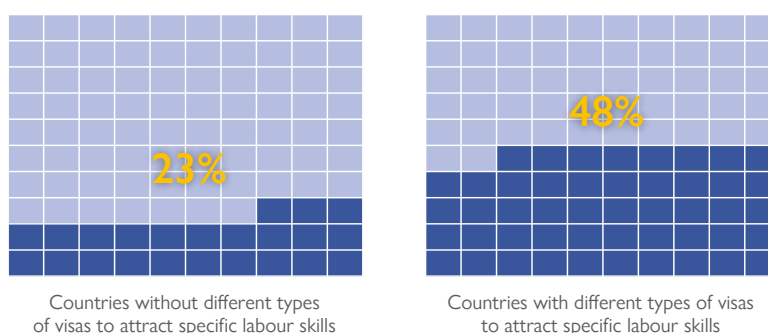
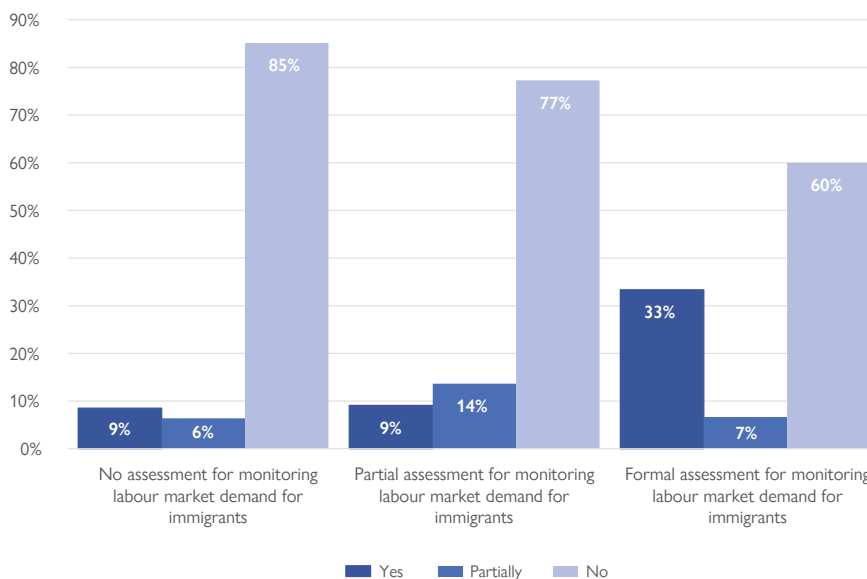


Figure 4. Percentage of countries with schemes for allowing international students to work after graduation, by type of assessment to monitor the labour demand for immigrants



MGI data insight

A total of 41 per cent of countries that provide social protection to all migrants include provisions that allow international students to work during the course of study, in contrast to 7 per cent of those that do not provide social protection to all migrants.

Source: Own calculations using MGI data.

Selected example from MGI data: Germany

According to the Residence Act (AufenthG), section 20,* in order to look for a job for which their training qualifies them, foreigners are granted a temporary residence permit for up to 18 months. This is if they have successfully completed a course of study in Germany as part of a stay under the conditions defined in sections 16b or 16c of the Act.

* Federal Ministry of Justice and Consumer Protection (Bundesministerium der Justiz und für Verbraucherschutz), Resident Act in the version promulgated on 25 February 2008 (Federal Law Gazette I, p. 162), most recently amended by Article 4b of the Act of 17 February 2020 (Federal Law Gazette I, p. 166). Available at www.gesetze-im-internet.de/englisch_aufenthg/englisch_aufenthg.html.



Global Compact for Migration Objective 17

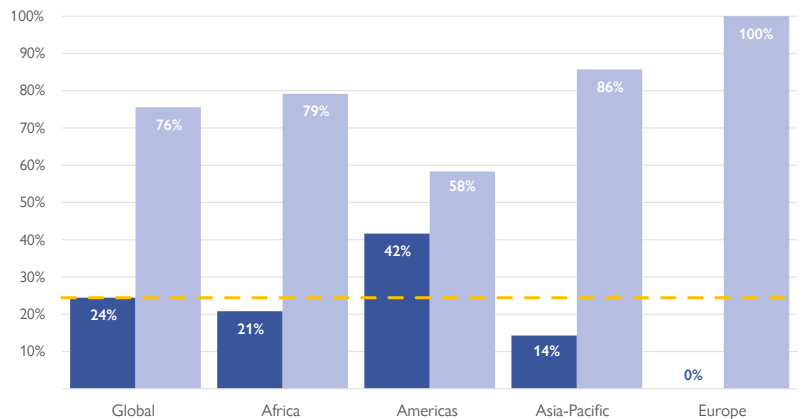
Eliminate all forms of discrimination and promote evidence-based public discourse to shape perceptions of migration¹

“ Efforts to reform policies, practices and discourse must confront xenophobia and disinformation on migration and migrants and dismantle structural, systemic and institutional forms of discrimination.”²

Objective 17 takeaways

- Most MGI countries lack a policy or strategy to combat hate crimes, violence, xenophobia and discrimination against migrants.
- Countries that have a policy against migrant discrimination are also more likely to grant all migrants equal access as nationals to social protection and government-funded health and education services.

Figure 1. Does the country have a policy or strategy to combat hate crimes, violence, xenophobia and discrimination against migrants?

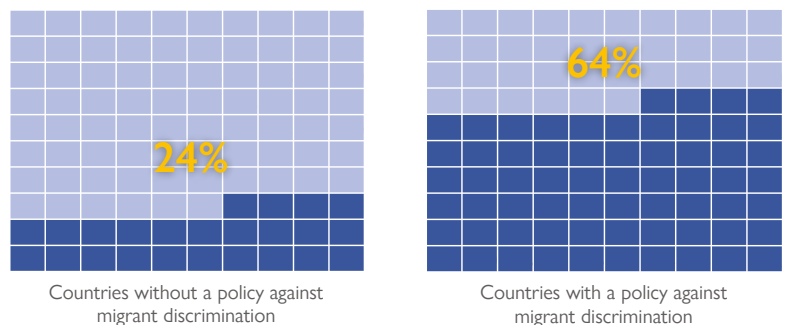


Note: Based on data from 45 MGI countries. Legend: ■ Yes ■ No - - Global percentage of "yes" answers

More than three quarters (76%) of MGI countries lack a policy or strategy to combat hate crimes, violence, xenophobia and discrimination against migrants. Regional MGI data show that such a strategy – which can be part of broader efforts to promote integration – is found in 42 per cent of countries from the Americas (Figure 1).

Figure 2 shows that countries that have a policy or strategy to combat hate crimes, violence, xenophobia and discrimination against migrants are more likely to grant all migrants equal access as nationals to social protection.

Figure 2. Percentage of countries granting all migrants equal access as nationals to social protection



Note: Based on data from 45 MGI countries.

¹ This bulletin is part of the publication *MGI Data Bulletins on the Global Compact for Safe, Orderly and Regular Migration*, which offers insights from MGI data for each of the 23 Global Compact for Migration objectives. Unless otherwise specified, data is based on 84 MGI countries.

² United Nations General Assembly, *Global Compact for Safe, Orderly and Regular Migration*. Report of the Secretary-General (A/76/642). Available at <https://reliefweb.int/report/world/global-compact-safe-orderly-and-regular-migration-report-secretary-general-a76642>.

Global Compact for Migration Objective 17

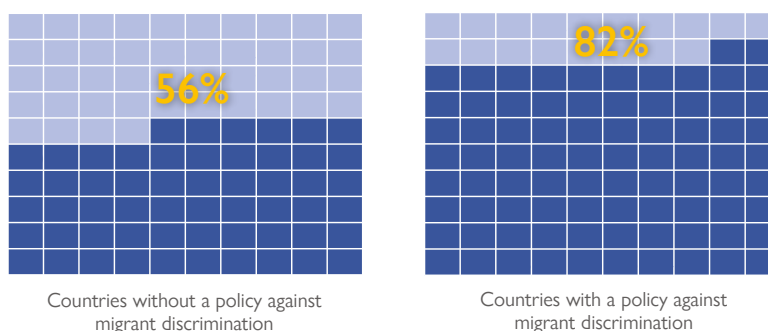
Eliminate all forms of discrimination and promote evidence-based public discourse to shape perceptions of migrations



Figure 3 shows that countries that have a policy against migrant discrimination are more likely to grant migrants, regardless of their legal status, equal access as nationals to all government-funded health services.

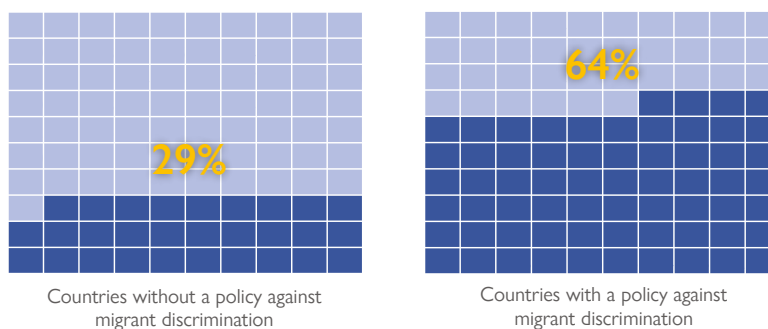
Similarly, all migrants, regardless of their migration status, are more likely to have equal access as nationals to government-funded education services in countries that have a policy to combat discrimination against migrants (Figure 4).

Figure 3. Percentage of countries granting all migrants equal access as nationals to health services



Note: Based on data from 45 MGI countries.

Figure 4. Percentage of countries granting all migrants equal access as nationals to education services



Note: Based on data from 45 MGI countries.

MGI data insight

Only 8 per cent of small island developing States (SIDS) have a policy to combat discrimination against migrants, in contrast with 30 per cent of other MGI countries.

Source: Own calculations using the UNDS's classification of SIDS (n.d).

Selected example from MGI data: Quito, Ecuador

The Action Plan against Racism, Discrimination and Xenophobia of the Municipal District of Quito (2019–2022)* has six pillars of action: education, employment, health, institutional management, sociopolitical participation, and communication and culture. Its preparation was accompanied by Resolution No. 037 of 2019, with specific action-oriented recommendations within the different strategic axes. In this context, between 2019 and 2020, around 300 municipal servants from the health sector were trained under the human rights, gender, sexual diversity and human mobility approach.

* Coalición Latinoamericana y Caribeña de Ciudades Contra el Racismo, la Discriminación y la Xenofobia, Plan de Acción contra el racismo, la discriminación y la xenofobia del Distrito Metropolitano de Quito (MDMQ). Available at https://coalicionlac.org/sites/coalicionlac.org/files/documentos/Plan%20de%20acci%C3%B3n%20Quito_0.pdf.



Global Compact for Migration Objective 18

Invest in skills development and facilitate mutual recognition of skills, qualifications and competences¹

“ Labour mobility policies need to be labour market responsive and meet skills gaps through temporary and long-term legal pathways for both low- and high-skilled workers. ... Governments may wish to consider collaboration to enable the recognition of skills and qualifications that facilitate labour mobility while preventing deskilling and underutilisation.²

Objective 18 takeaways

- Almost half of the countries participate in international common qualification frameworks, and slightly less than half account for migrant workers’ skills when deciding whether to admit them.
- Countries that grant all foreign residents equal access as nationals to employment are more likely to account for migrant workers’ skills and capabilities when deciding whether to admit them.
- Countries with higher levels of human capital are more likely to have formalized criteria for recognizing foreign qualifications for most professions.

Figure 1. Does the country account for migrant workers’ skills and capabilities when deciding whether to admit them?

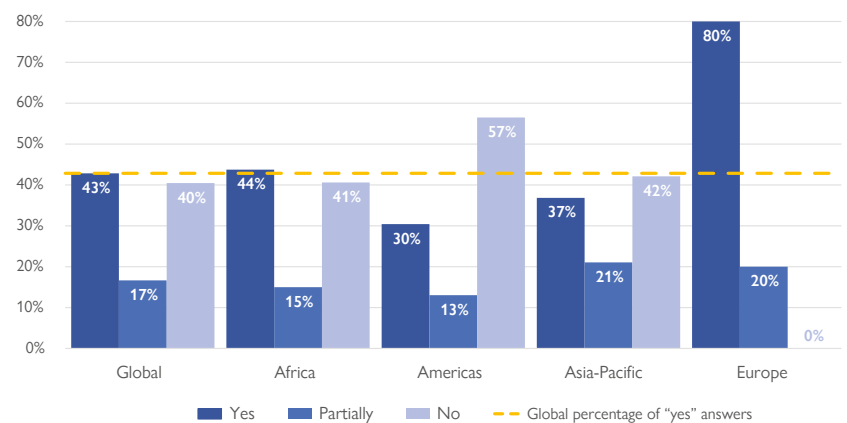
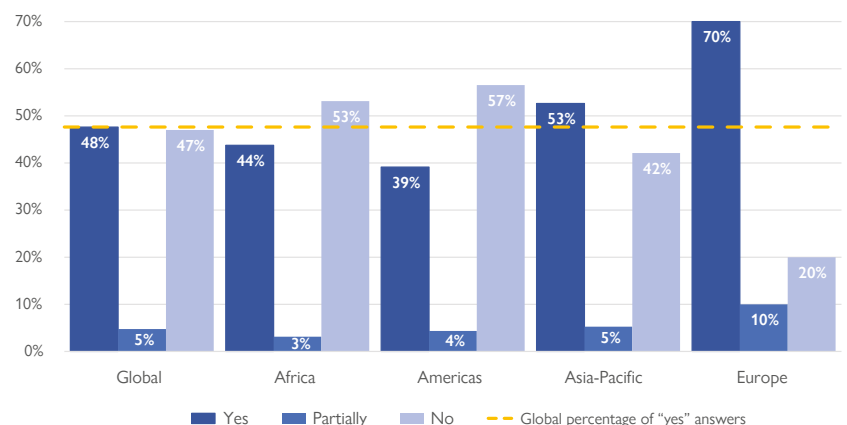


Figure 1 shows that 43 per cent of MGI countries account for migrants’ skills when deciding whether to admit them, with some regional disparities. For example, 80 per cent of European countries account for migrants’ skills on admission, almost doubling the global average.

Almost half (48%) of MGI countries participate in international common qualification frameworks (Figure 2). While all countries from Oceania participate in common qualification frameworks, only 40 per cent of Asian countries take part in such schemes.

Figure 2. Does the country participate in international schemes with common qualification frameworks?



¹ This bulletin is part of the publication *MGI Data Bulletins on the Global Compact for Safe, Orderly and Regular Migration*, which offers insights from MGI data for each of the 23 Global Compact for Migration objectives. Unless otherwise specified, data is based on 84 MGI countries.

² IOM, *Expanding labour mobility channels*, Global Compact Thematic Paper: Labour Mobility Channels. Available at www.iom.int/sites/g/files/tmzbd1486/files/our_work/ODG/GCM/IOMThematicPaper-ExpandingLabourMobilityChannels.pdf.

Global Compact for Migration Objective 18

Invest in skills development and facilitate mutual recognition of skills, qualifications and competences



18 SKILLS DEVELOPMENT AND RECOGNITION

Almost half (48%) of the countries that grant all foreign residents equal access as nationals to employment account for migrant workers' skills and capabilities when deciding to admit them. This is the case for only 26 per cent of the countries where no category of foreign residents is granted access to employment under the same conditions as nationals (Figure 3).

More than two thirds (69%) of MGI countries have formalized criteria for recognizing foreign qualifications at least in some professions, with few variations according to net migration rate. For example, primarily origin countries are less likely to have these criteria than primarily destination countries.³ Moreover, Figure 4 shows that countries with higher levels of human capital are more likely to have formal criteria to recognize foreign qualifications in most professions than countries with lower human capital index (HCI)⁴ scores.

Figure 3. Percentage of countries accounting for migrants' skills on admission, by migrants' equal access as nationals to employment

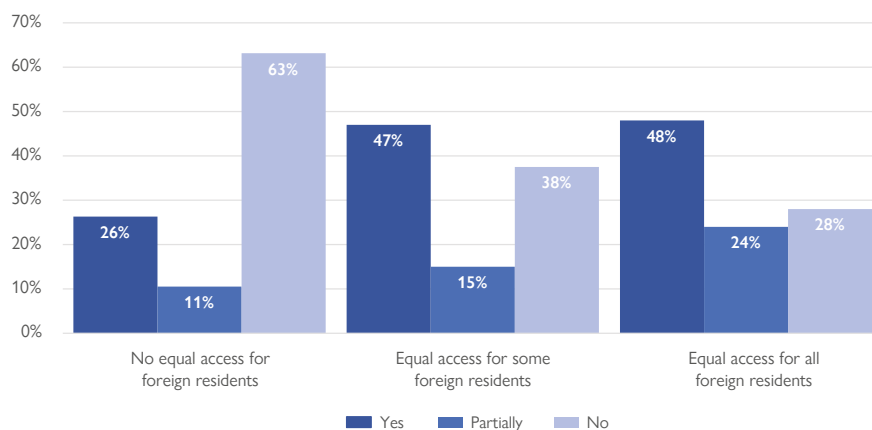
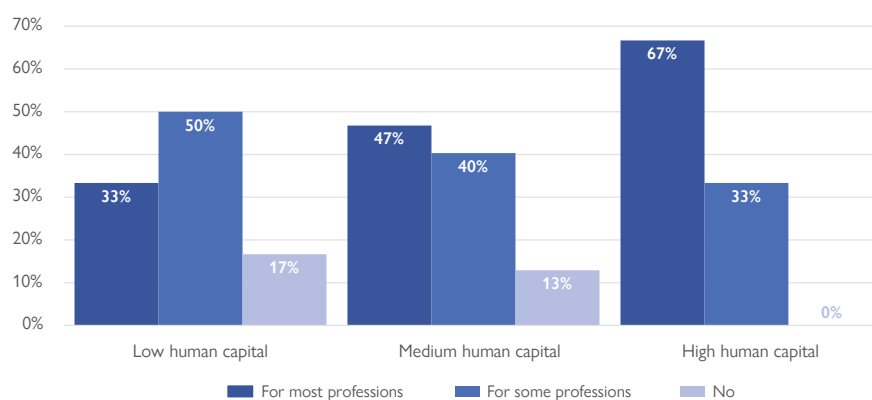


Figure 4. Percentage of countries with formalized criteria for recognizing foreign qualifications, by human capital index score



Source: Own elaboration based on: World Bank, n.d.c.

MGI data insight

A total of 23 per cent of least developed countries (LDCs) have formalized criteria for recognizing foreign qualifications in most professions, in contrast with 60 per cent of other MGI countries.

Source: Own calculations using UNSD's classification of LDC (n.d.).

Selected example from MGI data: Lesotho

In 2019, the Government revised and aligned the Lesotho Qualifications Framework* with the Southern African Development Community Qualifications Framework** launched in 2017. The Lesotho Council On Higher Education is the institution responsible for administering the Lesotho Qualifications Framework.

* Government of Lesotho, Ministry of Education and Training, Revised Lesotho Qualifications Framework (2019). Available at <http://education.org.ls/assets/storage/REVISED-LESOTHO-QUALIFICATIONS-FRAMEWORK.pdf>.

** Southern African Development Community, The Southern African Development Community Qualifications Framework (SADCQF) (2017). Available at www.saqqa.org.za/docs/webcontent/2017/SADCQF%20booklet.pdf.

³ A total of 17 per cent of primarily origin countries do not have formalized criteria for recognizing foreign qualifications in contrast with 6 per cent of primarily destination countries. Net migration rate is calculated for the period 2015–2020 by DESA (2019). Primarily origin countries are considered to have a negative net migration rate, while primarily destination countries have a positive net migration rate.

⁴ The HCI calculates the contributions of health and education to worker productivity. The index score ranges from 0 to 1 and measures the productivity as a future worker of a child born today relative to the benchmark of full health and complete education (World Bank, n.d.c). For this publication, three tiers were created: low HCI (score below 0.33), medium HCI (between 0.33 and 0.66) and high HCI (above 0.66).



Global Compact for Migration Objective 19

Create conditions for migrants and diasporas to fully contribute to sustainable development in all countries¹

“ Knowledge is extensive on how migrants and diasporas enrich societies through human, socioeconomic and cultural capacities and contribute in their countries of origin and destination to sustainable development outcomes for their families and communities.² ”

Objective 19 takeaways

- Primarily origin countries are more likely to have an agency responsible for the practical implementation of emigration and diaspora policies than primarily destination countries.
- Primarily origin countries are more likely to engage with its diaspora population than primarily destination countries.

In almost half (49%) of MGI countries, the legislation allows all citizens to vote in national elections if they live in another country, while voting from abroad depends on certain conditions (e.g. the number of years residing abroad) in 15 per cent of them. Over two thirds of countries (68%) have a government agency responsible for the practical implementation of emigration and diaspora policies, while in another 68 per cent, an institution is tasked with coordinating efforts to engage with the country's diaspora population.³ Conversely, only 37 per cent of countries formally engage members of the diaspora in agenda-setting and implementation of development policy (Figure 1). Figure 2 shows the regional distribution of “yes” answers to these questions.

Figure 1. MGI questions on migrant and diaspora contributions: global distribution of answers (yes/partially/no)

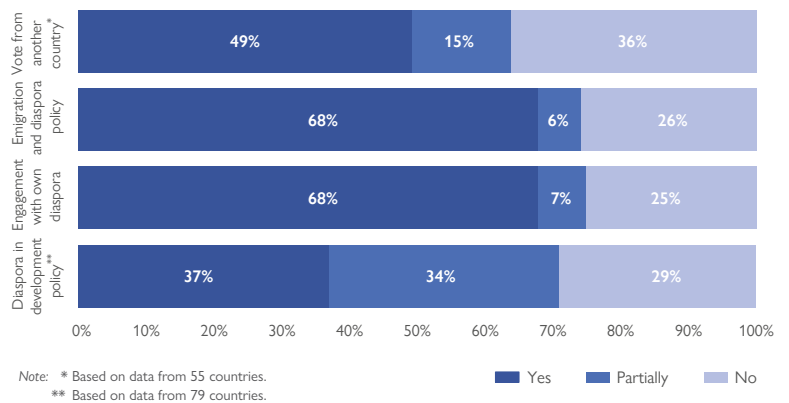
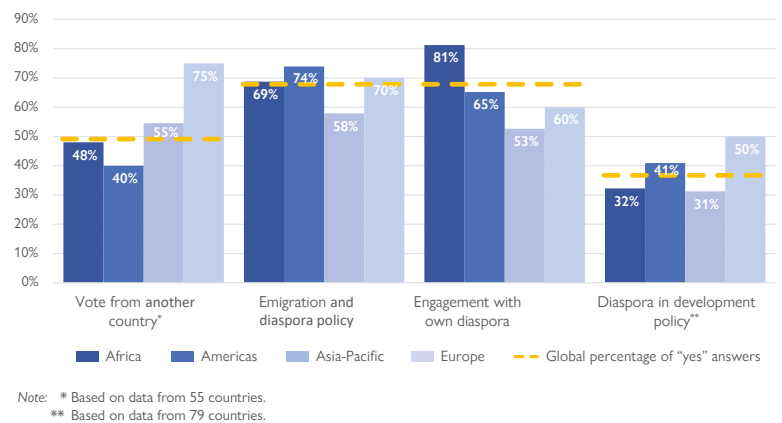


Figure 2. MGI questions on migrant and diaspora contributions: regional distribution of “yes” answers



¹ This bulletin is part of the publication *MGI Data Bulletins on the Global Compact for Safe, Orderly and Regular Migration*, which offers insights from MGI data for each of the 23 Global Compact for Migration objectives. Unless otherwise specified, data is based on 84 MGI countries.

² IOM, Integration and social cohesion: Key elements for reaping the benefits of migration, Global Compact Thematic Paper: Integration and Social Cohesion. Available at www.iom.int/sites/g/files/tmzbd1486/files/our_work/ODG/GCM/IOM-Thematic-Paper-Integration-and-Social-Cohesion.pdf.

³ The 68 per cent of countries having each of those agencies are not fully overlapping, but these percentages mostly refer to the same group of countries: 58 per cent of MGI countries have both.

Global Compact for Migration Objective 19

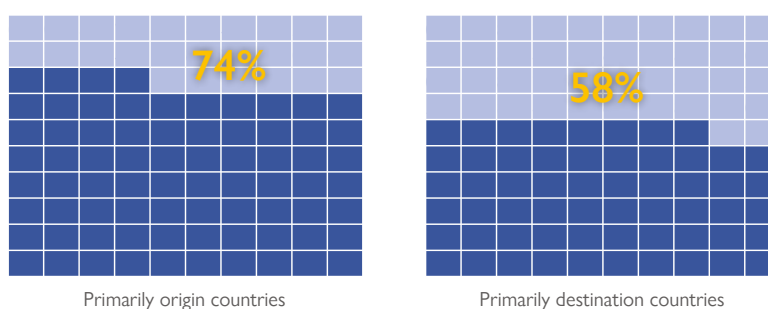
Create conditions for migrants and diasporas to fully contribute to sustainable development in all countries



Figure 3 shows that an agency responsible for enacting emigration and diaspora policies is more likely to be found in countries with negative net migration rates.⁴ This type of agency is found in close to three quarters (74%) of primarily origin countries, in contrast with 58 per cent of primarily destination countries.

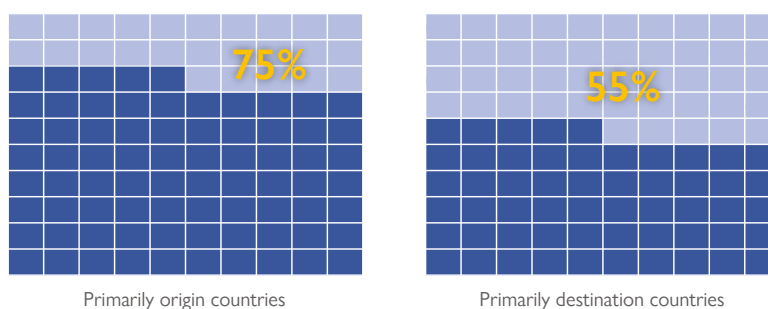
Similarly, three quarters of primarily origin countries have an institution tasked with coordinating efforts to engage with its diaspora population, while this is the case for 55 per cent of primarily destination countries (Figure 4).

Figure 3. Percentage of countries with an agency implementing emigration and diaspora policies, by net migration rate



Source: Own elaboration based on: DESA, 2019.

Figure 4. Percentage of countries engaging with its diaspora population, by net migration rate



Source: Own elaboration based on: DESA, 2019.

MGI data insight

In 2019, personal remittances received represented, on average, 7.3 per cent of the GDP of countries that have an agency for enacting emigration and diaspora policies, in contrast with 3.3 per cent for other MGI countries.

Source: Own calculations based on the World Bank's data on remittances (n.d.c).

Selected example from MGI data: Mali

In 2021, the Government of Mali adopted the Strategy to Promote Productive Investment by the Malian Diaspora,* which aims to help enhance the human, economic and financial capital of the diaspora in the development of Mali by providing information to potential diaspora investors on the devices, mechanisms and opportunities for productive investment in the country.

* More information is available at <http://maliens-exterieur.gouv.ml/promotion-de-linvestissement-productif-de-la-diaspora-malienne/>.

⁴ Net migration rate is calculated for the period 2015–2020 by DESA (2019). Primarily origin countries are considered to have a negative net migration rate, while primarily destination countries have a positive net migration rate.



Global Compact for Migration Objective 20

Promote faster, safer, and cheaper transfer of remittances and foster financial inclusion of migrants¹

“ The pandemic has offered lessons on how to improve the remittance market, including by expanding the use of digital channels, promoting innovation, competition and transparency, reducing transaction costs and increasing digital and financial inclusion.² ”

Objective 20 takeaways

- MGI countries are more likely to promote the creation of formal remittance schemes than to promote the financial inclusion of migrants and their families.
- Countries with a higher number of diplomatic missions abroad are more likely to be actively involved in promoting the creation of formal remittance schemes.
- Countries that formally engage members of the diaspora and expatriate communities in agenda-setting and implementation of the development policy are more likely to be actively involved in promoting the creation of formal remittance schemes.

The government is actively involved in promoting the creation of formal remittance schemes in 36 per cent of MGI countries. Regional MGI data show that half of European countries actively promote the creation of formal remittance schemes (Figure 1).

Figure 2 shows that 27 per cent of MGI countries have programmes to promote the financial inclusion of migrants and their families, particularly when they are remittance senders and/or receivers.

Figure 1. Is the country actively involved in promoting the creation of formal remittance schemes?

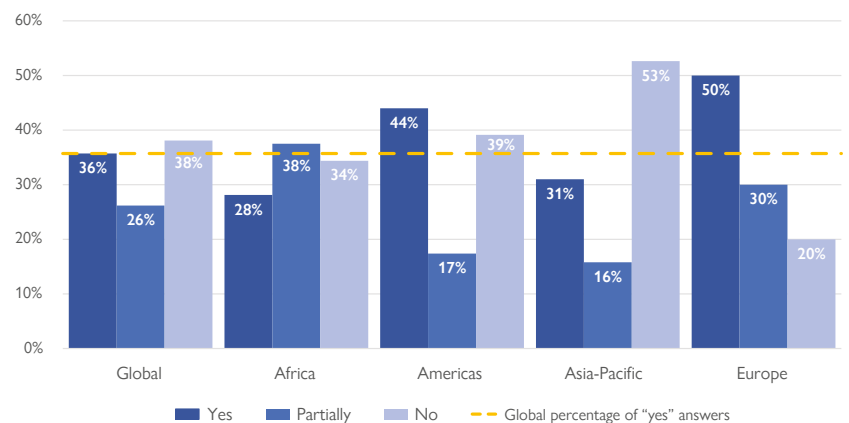
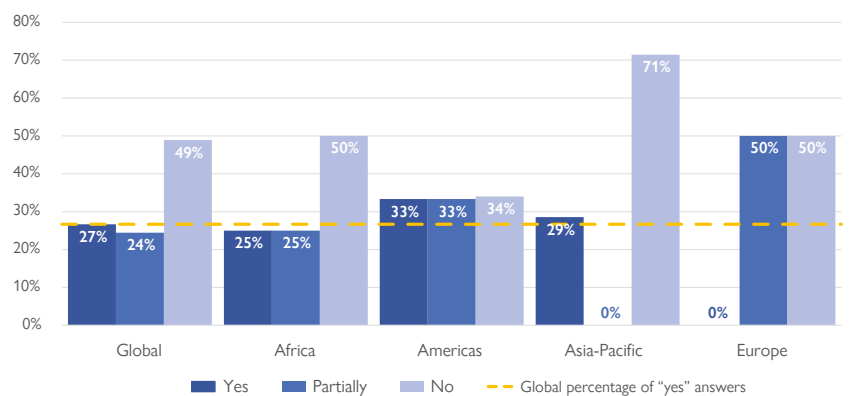


Figure 2. Does the country have programmes to promote the financial inclusion of migrants and their families?



Note: Based on data from 45 MGI countries.

¹ This bulletin is part of the publication *MGI Data Bulletins on the Global Compact for Safe, Orderly and Regular Migration*, which offers insights from MGI data for each of the 23 Global Compact for Migration objectives. Unless otherwise specified, data is based on 84 MGI countries.

² United Nations General Assembly, *Global Compact for Safe, Orderly and Regular Migration*. Report of the Secretary-General (A/76/642). Available at <https://reliefweb.int/report/world/global-compact-safe-orderly-and-regular-migration-report-secretary-general-a76642>.

Global Compact for Migration Objective 20

Promote faster, safer, and cheaper transfer of remittances and foster financial inclusion of migrants



Active involvement in the creation of formal remittance schemes is more likely to occur in countries that have a higher number of diplomatic missions abroad. For example, 60 per cent of the countries that have embassies or consulates in more than 100 countries actively promote the creation of formal remittance schemes. This is the case for 22 per cent of the countries that have diplomatic missions in less than 50 countries (Figure 3).

Figure 4 shows that active involvement in the creation of formal remittance schemes is more likely to occur in countries that formally engage members of the diaspora and expatriate communities in agenda-setting and implementation of the development policy.

Figure 3. Percentage of countries promoting the creation of formal remittance schemes, by number of embassies or consulates worldwide

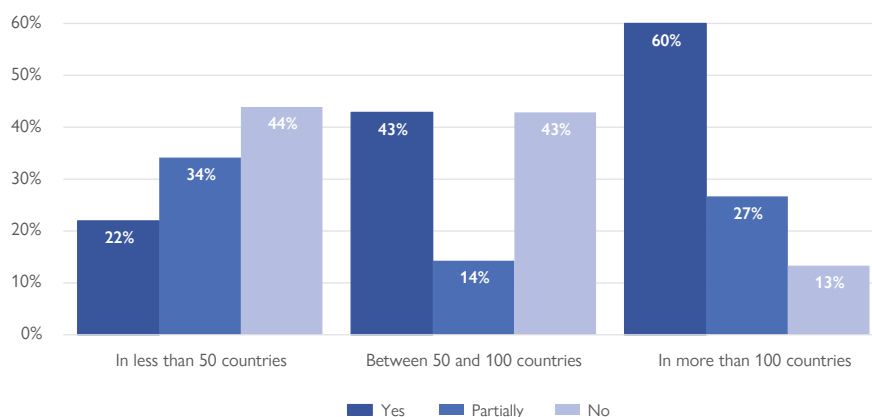
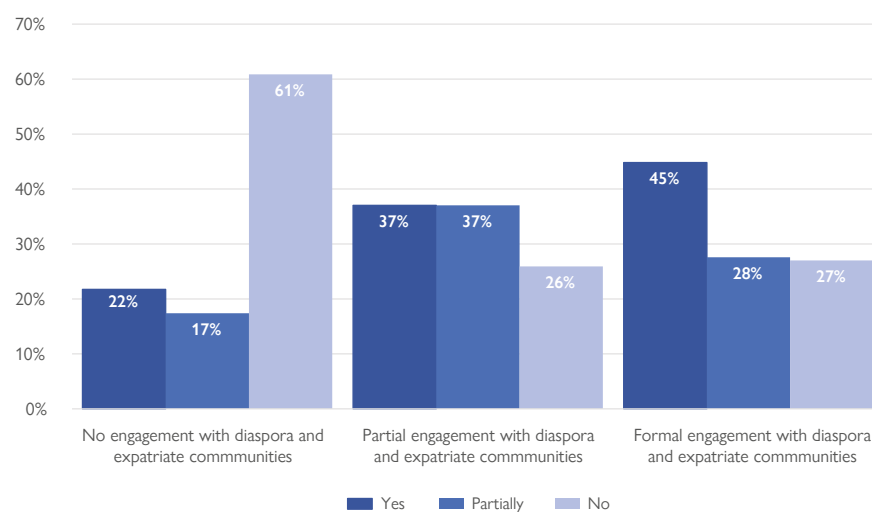


Figure 4. Percentage of countries promoting the creation of formal remittance schemes, by type of engagement with diaspora and expatriate communities



Note: Partial engagement applies if the government engages with members of the diaspora semi-formally, in a limited way (only with a select, closed list of individuals) or on an ad hoc basis.

MGI data insight

A total of 70 per cent of the countries that are actively involved in promoting the creation of formal remittance schemes also have programmes to promote the financial inclusion of migrants and their families. This is the case for only 10 per cent of MGI countries that do not promote the creation of formal remittance schemes.

Source: Own elaboration based on MGI data.

Selected example from MGI data: Albania

In 2018, the Bank of Albania, in collaboration with the World Bank, launched Project Greenback 2.0.* The Project aims at increasing efficiency in the market for remittances and addressing challenges in payments, technical infrastructure, financial inclusion, market infrastructure and consumer protection. The Project is aligned with the *Albanian National Diaspora Strategy 2021–2025*,** which seeks to improve cooperation between Albanian and foreign banks regarding remittances and encourage the financial literacy of the families of migrants as recipients of remittances.

* More information is available at https://bankofalbania.org/Press/Document_Title_19727_1.html.

** Council of Ministers, *Albanian National Diaspora Strategy 2021–2025* (2020). Available at <https://diaspora.gov.al/wp-content/uploads/2020/12/STRATEGJIA-KOMBETARE-E-DIASPORES-2021-2025-ENG.pdf>.



Global Compact for Migration Objective 21

Cooperate in facilitating safe and dignified return and readmission, as well as sustainable reintegration¹

“ Ensuring that any return and readmission are safe and dignified and in accordance with obligations under international law and that reintegration into home communities is sustainable is of prominent concern.² ”

Objective 21 takeaways

- MGI countries are more likely to have a policy for attracting nationals who migrated than a policy on facilitating the reintegration of returning nationals.
- Countries that have a dedicated entity responsible for enacting emigration and diaspora policies are more likely to actively promote the reintegration of returning nationals.
- Countries that have a national migration strategy defined in a programmatic document or manifesto are more likely to promote the sustainable reintegration of migrants that fled the country during a crisis.

Figure 1. MGI questions on dignified return and reintegration: global distribution of answers (yes/partially/no)

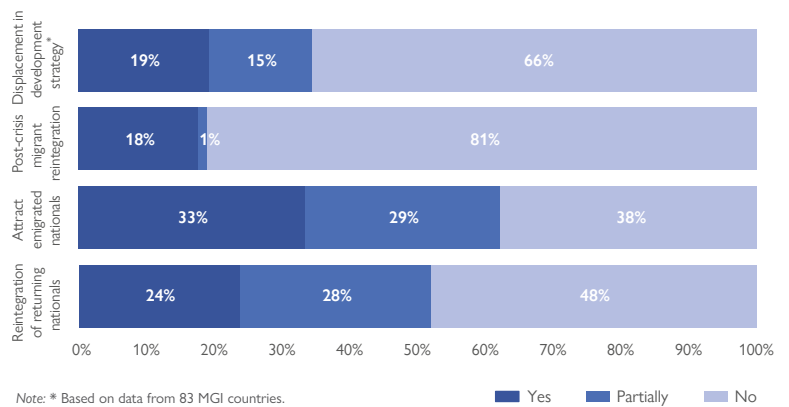
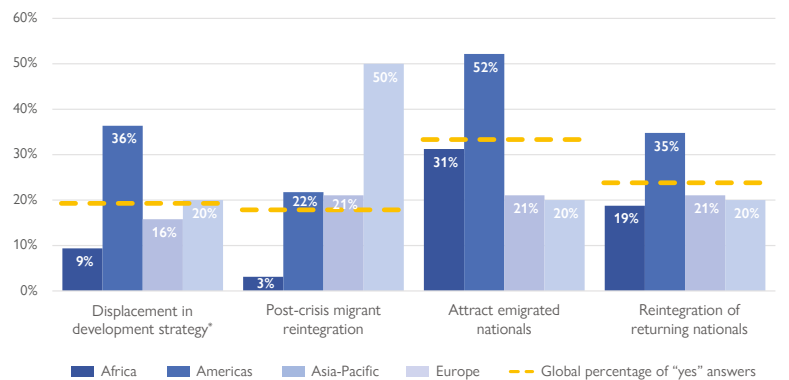


Figure 2. MGI questions on dignified return and reintegration: regional distribution of “yes” answers



The national development strategy has measures on displacement in 19 per cent of MGI countries. In 18 per cent of them, migration policy promotes the sustainable reintegration of migrants that fled the country during a crisis. While one third of the countries have a policy for attracting nationals who migrated from the country of origin, only 24 per cent have a policy focused on facilitating the reintegration of returning nationals. Figure 2 shows the regional distribution of “yes” answers to these questions.

¹ This bulletin is part of the publication *MGI Data Bulletins on the Global Compact for Safe, Orderly and Regular Migration*, which offers insights from MGI data for each of the 23 Global Compact for Migration objectives. Unless otherwise specified, data is based on 84 MGI countries. For a broader overview of Objective of 21, see: Daria Mokhnacheva, *Baseline Mapping of the Implementation of Commitments Related to Addressing Human Mobility Challenges in the Context of Disasters, Climate Change and Environmental Degradation Under the Global Compact for Safe, Orderly and Regular Migration (GCM)* (Geneva, 2022).

² United Nations General Assembly, *Global Compact for Safe, Orderly and Regular Migration*. Report of the Secretary-General (A/76/642). Available at <https://reliefweb.int/report/world/global-compact-safe-orderly-and-regular-migration-report-secretary-general-a76642>.

Global Compact for Migration Objective 21

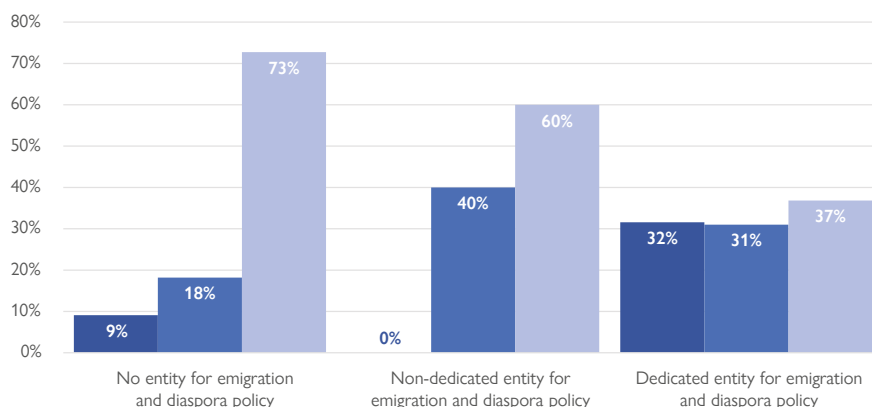
Cooperate in facilitating safe and dignified return and readmission, as well as sustainable reintegration



Close to one third of the countries that have a dedicated government entity responsible for enacting emigration and diaspora policies actively promote the reintegration of returning nationals. This percentage is more than three times higher than the number for countries with no entity for enacting emigration and diaspora policies (Figure 3).

Figure 4 shows that the sustainable reintegration of migrants that fled the country during a crisis is more likely to be promoted in countries that have a migration strategy defined in a programmatic document or manifesto.

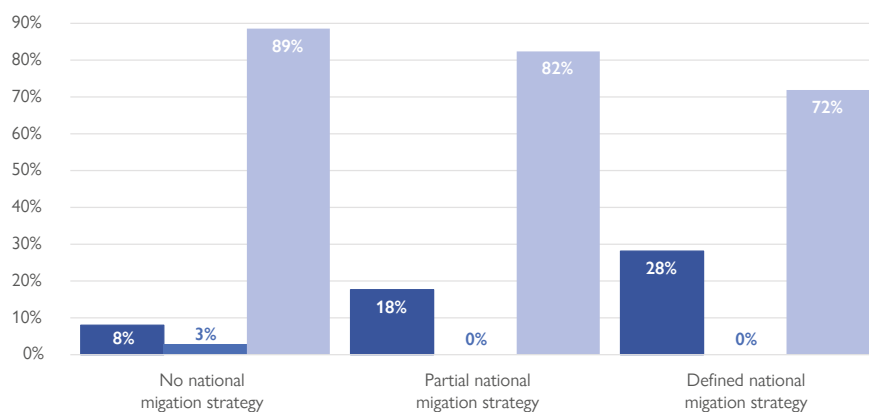
Figure 3. Percentage of countries promoting the reintegration of returning nationals, by type of entity responsible for emigration and diaspora policy



Note: Countries grouped within the "non-dedicated entity" category are those in which the emigration policy is enacted by an entity with a different primary mandate.

■ Yes ■ Partially ■ No

Figure 4. Percentage of countries promoting post-crisis migrant reintegration, by existence of a migration strategy



Note: Partial migration strategy means that countries have a strategy that is not defined in a programmatic document, is not updated or lacks an implementation plan.

■ Yes ■ Partially ■ No

MGI data insight

None of the 15 small island developing States (SIDS) that conducted an MGI assessment have a dedicated policy focused on attracting nationals who migrated from the country of origin, in contrast with 22 per cent of other MGI countries.

Source: Own calculations using UNDS's classification of SIDS (n.d.).

Selected example from MGI data: Uruguay

The Uruguayan Government has a Manual for Returnees (2019)* that explains in detail the procedures that nationals returning to Uruguay should follow, including how to access available benefits. For example, Uruguayans returning from abroad after a stay of more than two years outside the territory can apply to the Return and Reception Office for entitlements resulting from agreements that the Ministry of Foreign Affairs has signed with other public entities, such as the right to full, free public health coverage for one year; landline, mobile and Internet plans for 90 days; and a rental guarantee.

* More information is available at <https://gub.uy/ministerio-relaciones-exteriores/manual-retorno>.



Global Compact for Migration Objective 22

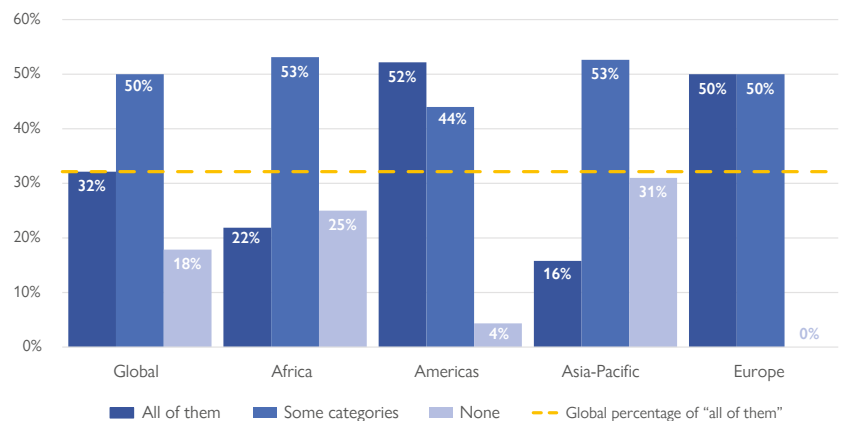
Establish mechanisms for the portability of social security entitlements and earned benefits¹

“ [At the national level, well-managed migration can be improved by extending] social protection in health and [improving] social security for all migrants and their families and [finding] innovative solutions for portability of social security and continuity of care.²

Objective 22 takeaways

- Most countries grant equal access as nationals to social protection at least to some categories of migrants.
- Countries that grant all migrants equal access as nationals to all government-funded health services are more likely to also grant all migrants equal access to social protection.
- There is a positive correlation between countries' public expenditure on health and the likelihood that they have agreements with other countries on the portability of social security entitlements.

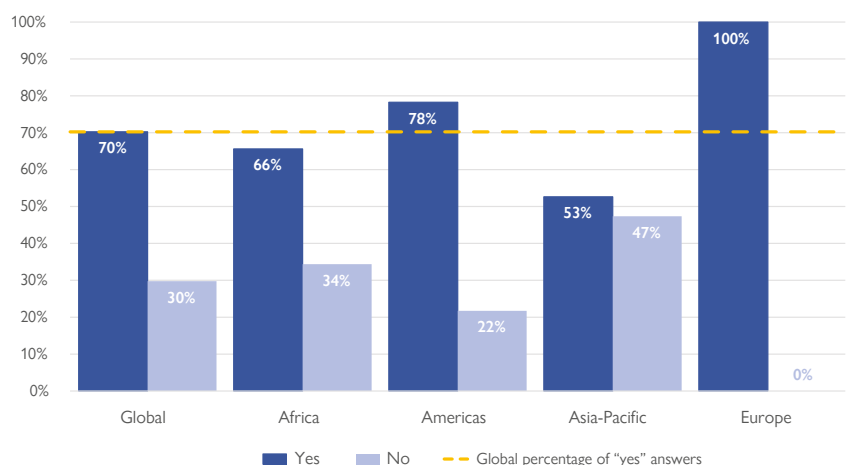
Figure 1. What categories of migrants have equal access to social protection?



All migrants have equal access as nationals to social protection in 32 per cent of MGI countries, while in half of them, equal access is granted only to some categories of migrants. Regional MGI data show that equal access (as nationals) to social protection for at least some migrant categories is guaranteed in all European countries in the MGI database (Figure 1).

Figure 2 shows that 70 per cent of MGI countries have international agreements on the portability of social security entitlements and earned benefits, including old-age pensions. Such agreements are in place in the majority of countries in all regions.

Figure 2. Does the government have agreements with other countries on the portability of social security entitlements and earned benefits?



¹ This bulletin is part of the publication *MGI Data Bulletins on the Global Compact for Safe, Orderly and Regular Migration*, which offers insights from MGI data for each of the 23 Global Compact for Migration objectives. Unless otherwise specified, data is based on 84 MGI countries.

² IOM, *The health of migrants: A core crosscutting theme*, Global Compact Thematic Paper: The Health of Migrants. Available at www.iom.int/sites/g/files/tmzbd1486/files/our_work/ODG/GCM/IOM-Thematic-Paper-Health-of-Migrants.pdf.

Global Compact for Migration Objective 22

Establish mechanisms for the portability of social security entitlements and earned benefits



Equal access as nationals to social protection for all migrants is more likely to be granted in countries that also grant all migrants equal access as nationals to all government-funded health services (Figure 3).

Figure 4 shows that countries with higher levels of domestic government health expenditure more often have agreements on the portability of social security entitlements. These agreements are in place in all the countries that spend more than 6 per cent of their GDP on health, while this is the case for around half (53%) of the countries with health expenditures equal to or below 2 per cent of their GDP.³

Figure 3. Percentage of countries granting all migrants equal access (as nationals) to social protection, by equal access (as nationals) to health services

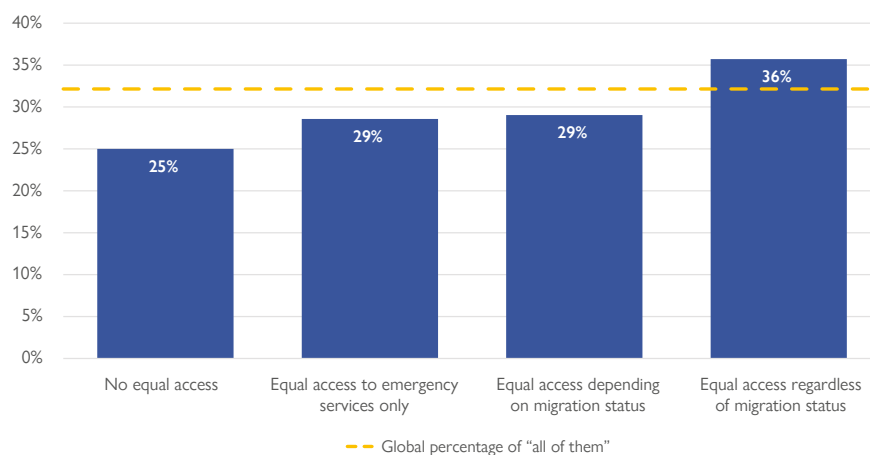
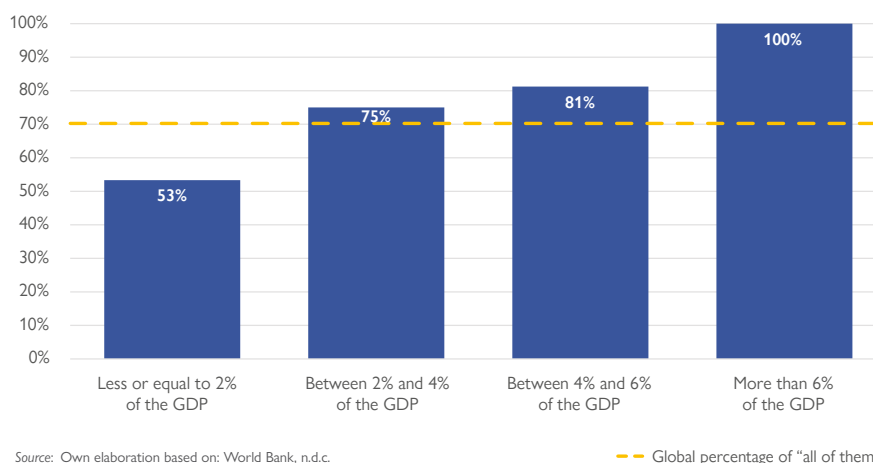


Figure 4. Percentage of countries that have agreements on the portability of social security entitlements, by government health expenditure (% of GDP)



MGI data insight

All migrants have equal access as nationals to social protection in 15 per cent of least developed countries (LDCs), in contrast with 40 per cent of other MGI countries.

Source: Own elaboration using UNSD's classification of LDC (n.d).

Selected example from MGI data: Burkina Faso

Employed migrant workers have the same access to the Burkina Faso social security system as citizens. Law No. 0099-2021/AN of 6 April 2021 on the Social Security Regime establishes family benefits, including maternity benefits, benefits for sickness and workplace accidents, as well as old-age and disability pensions. By virtue of article 4, all employees, regardless of their nationality and other personal characteristics, are subject to the social security regime, as are university students and students in vocational training, including international students.*

* Government of Burkina Faso, Law No. 004-2021/AN of 6 April 2021 on the Social Security Applicable to Salaried Workers Assimilated in Burkina Faso.

³ Data on domestic general government health expenditure (% of GDP) are based on: World Bank, n.d.c.



Global Compact for Migration Objective 23

Strengthen international cooperation and global partnerships for safe, orderly and regular migration¹

“ States are urged to cooperate through State-led and other regional, subregional and cross-regional processes and platforms to expand and diversify rights-based pathways for regular migration.² ”

Objective 23 takeaways

- Almost all countries have at least one memorandum of understanding (MOU) related to migration with other countries.
- Countries that have a national migration strategy defined in a programmatic document or manifesto are more likely to be a part of a regional agreement promoting labour mobility.
- Countries that have a formal interministerial coordination mechanism on migration issues at the national level are more likely to participate in bilateral migration negotiations with other countries.

Figure 1. MGI questions on international cooperation: global distribution of answers (yes/partially/no)

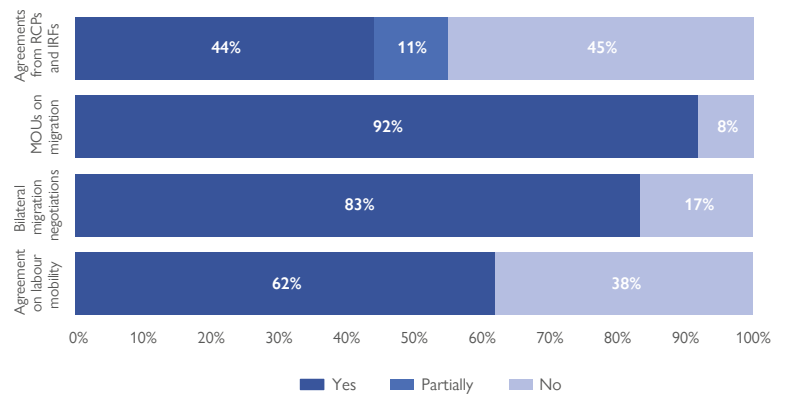
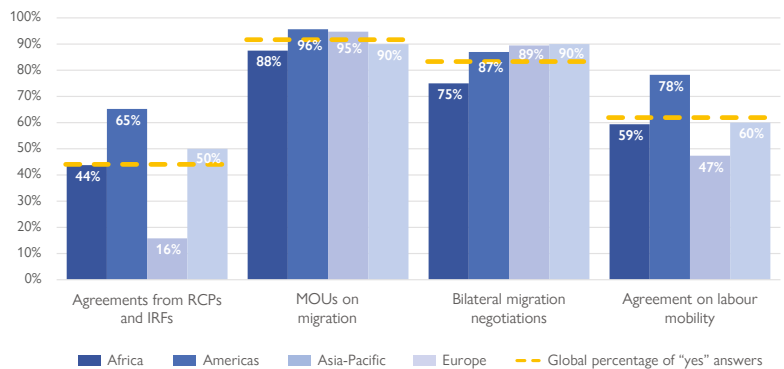


Figure 2. MGI questions on international cooperation: regional distribution of “yes” answers



As a result of their participation in regional consultative processes or interregional consultative forums, formal arrangements for intraregional mobility have been achieved in 44 per cent of MGI countries. While 83 per cent of countries participate in bilateral migration negotiations, 92 per cent have MOUs on migration with other countries. Moreover, 62 per cent of the countries are part of a regional agreement promoting labour mobility (Figure 1). Figure 2 shows the regional distribution of “yes” answers to these questions.

¹ This bulletin is part of the publication *MGI Data Bulletins on the Global Compact for Safe, Orderly and Regular Migration*, which offers insights from MGI data for each of the 23 Global Compact for Migration objectives. Unless otherwise specified, data is based on 84 MGI countries.

² IOM, *Integration and social cohesion: Key elements for reaping the benefits of migration*, Global Compact Thematic Paper: Integration and Social Cohesion. Available at www.iom.int/sites/g/files/tmzbd1486/files/our_work/ODG/GCM/IOM-Thematic-Paper-Integration-and-Social-Cohesion.pdf.

Global Compact for Migration Objective 23

Strengthen international cooperation and global partnerships for safe, orderly and regular migration



Participation in a regional agreement promoting labour mobility is more likely to occur in countries that have a migration strategy defined in a programmatic document or manifesto. Figure 2 shows that 72 per cent of the countries that have a defined migration strategy are part of a regional agreement promoting labour mobility. This is the case for 59 per cent of the countries that have a strategy that is not defined in a programmatic document or lacks an implementation plan, and for 54 per cent of the countries with no strategy at all (Figure 3).

Bilateral migration negotiations more often occur in countries that have an interministerial coordination mechanism on migration issues at the national level. When such institutional framework exists, 91 per cent of countries participate in bilateral migration negotiations, while this is the case in 65 per cent of countries without a coordination mechanism (Figure 4).

Figure 3. Percentage of countries that are part of a regional agreement promoting labour mobility, by existence of a migration strategy

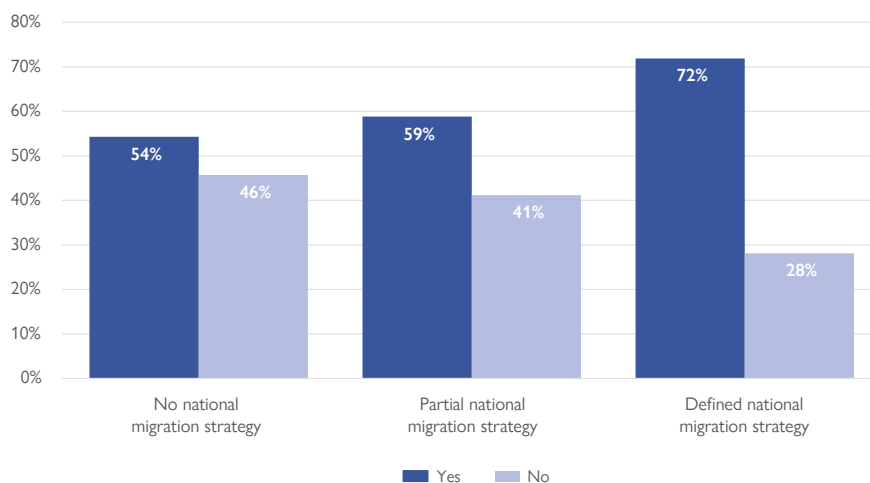
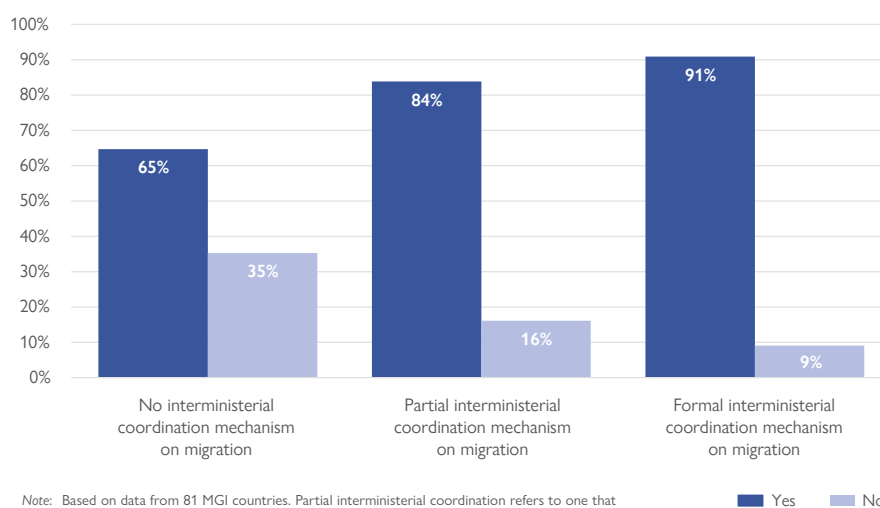


Figure 4. Percentage of countries that participate in bilateral migration negotiations, by existence of an interministerial coordination mechanism



MGI data insight

A total of 88 per cent of the countries that have MOUs related to migration with other countries also have formal bilateral labour agreements in place, in contrast with 43 per cent of MGI countries without MOUs.

Source: Own calculations based on MGI data.

Selected example from MGI data: Vanuatu

Vanuatu is a member of the Skills Movement Scheme from the Melanesian Spearhead Group (MSG), which aims to facilitate the temporary movement of skilled MSG nationals within MSG countries for the purpose of taking up employment. Moreover, Vanuatu participates in New Zealand's Recognised Seasonal Employer (RSE) scheme and the Australian Seasonal Worker Programme (SWP) – arrangements that allow seasonal agricultural workers to work in New Zealand and Australia, respectively.*

* More information on the MSG is available at <https://msgsec.info/msg-skills-movement-scheme/>. More information on the RSE is available at <https://immigration.govt.nz/about-us/research-and-statistics/research-reports/recognised-seasonal-employer-rse-scheme>. More information on the SWP is available at <https://employmentvanuatu.gov.vu/index.php/labour-mobility>.

CONCLUSION

Tools like the MGI have proved invaluable to assist countries in developing implementation plans to reach their Global Compact for Migration commitments and track progress of their objectives, together with other guidance documents for governments, stakeholders and United Nations Country Teams developed by the United Nations Network on Migration. Several countries used the MGI assessment results in their Global Compact national implementation plans (e.g. Cambodia, Djibouti, Iraq and the Republic of Moldova) and in their voluntary Global Compact reviews (e.g. Albania, Canada, Mexico and Zambia).¹

Adding to the MGI's contribution to Global Compact work at the national level, this publication aims to inform global and regional Global Compact for Migration discussions by presenting trends that emerge from the analysis of MGI data from 84 countries. This is foreseen to be the first of several MGI publications based on data analytics in upcoming years, especially considering that the MGI database is growing in two main ways. First, new countries join the initiative every year: 8 countries are conducting an MGI assessment at the time of writing of this report, bringing the total to 92 countries. Second, since 2020, 18 MGI countries have embarked on a second assessment a few years after the first assessment, and more will do so in the future, which means that the MGI database will progressively become a panel data set and will allow the MGI team to analyse the evolution of the global, regional and thematic trends highlighted in this report over upcoming years.

In particular, the MGI team could develop a global MGI report based on data from 92 rather than 84 countries, complementing this first data-driven publication, including by looking more closely at the relationship between different aspects of migration governance and by presenting more of the MGI qualitative data that have been collected since 2016. MGI data could also be used to look into specific issues from a migration governance perspective, including for example COVID-19, leveraging data collected on 39 countries and 42 local authorities through 12 dedicated questions that have been added to the standard MGI questionnaire since October 2020, after they were tested through a dedicated assessment in Ireland.²

As highlighted in paragraph 39(c) in relation to Objective 23 of the Global Compact for Migration, it is important to “involve and support local authorities in the identification of needs and opportunities for international cooperation for the effective implementation of the Global Compact and integrate their perspectives and priorities into development strategies, programmes and planning on migration, as a means to ensure good governance as well as policy coherence across levels of government and policy sectors, and maximize the effectiveness and impact of international development cooperation”. In the future, the MGI could contribute to a better understanding of local migration governance, and it could shed light on global and

¹ For more information on these examples, see: IOM, *The Migration Governance Indicators Success Stories* (Geneva, 2021). Available at <https://publications.iom.int/books/migration-governance-indicators-success-stories>.

² IOM Ireland, *Rapid Policy Survey Report: The Irish Government's Policy Response to COVID-19 from a Migration Governance Lens* (March 2020 – August 2020). Available at <https://publications.iom.int/system/files/pdf/iom-ireland-rapid-policy-survey-report.pdf>.

regional trends in relation to vertical policy coherence on migration governance worldwide. This is an important element of the Global Compact's "whole-of-government" guiding principle, thanks to data collected on 51 local authorities that have joined the local MGI initiative, most of them in countries where national MGI assessments were conducted, and with a methodology that mirrors the national MGI which will allow the MGI team to also build a large local migration governance database.

Last but not least, MGI data have the potential to shed light on global and regional progress on Global Compact objectives in between editions of the IMRF. Given the increasing number of countries undergoing MGI follow-up assessments a few years after their first assessment, the MGI team could produce regional and global reports on progress on the Global Compact for Migration since the first IMRF, which could inform the next reviews of the Compact at the regional and global levels.

ANNEXES

Annex I. The MGI process in brief¹

The MGI process



1 Launch of the MGI process

The first step of the process is to explain what the MGI entails to key government officials, in order to ensure full understanding of the project and complete buy-in.



2 Data collection

The second step of the process is to start the collection and analysis of data, based on about 90 indicators grounded in the 6 dimensions of the MiGOF. A migration governance profile based on the analysis of the findings is then drafted and shared with the government counterparts.



3 Interministerial consultation

The third step of the process is to convene an interministerial consultation where all relevant ministries and other stakeholders discuss the good practices and main areas that could be developed further as identified in the draft migration governance profile, as well as priorities on the way forward. It is also an opportunity for them to comment and provide suggestions on the draft profile.



4 Publication of the report on the Global Migration Data Portal

After the migration governance profiles are finalized and vetted by government counterparts, they are published on the Global Migration Data Portal and uploaded on the IOM Publications Platform.

¹ More information about the MGI is available at <https://migrationdataportal.org/overviews/mgi#0>.

Annex II. Secondary (external) variables

The selection of secondary (external) variables was guided by the availability of data on various socioeconomic and geographical country-level characteristics from reputable sources like the Internal Displacement Monitoring Centre (IDMC), ILO, IOM, OECD, DESA, UNDP, the United Nations Office on Drugs and Crime (UNODC) and the World Bank. Summary statistics for MGI questions were run for an array of secondary variables from these sources, including income levels (World Bank, n.d.c), government expenditure on education (% of GDP), government expenditure on health (% of GDP), percentage of population using the Internet, trade (% of GDP) (World Bank, n.d.b), female and male labour force participation rate (ILOSTAT, n.d.), international migrant stock (DESA, 2019), number of detected trafficking victims (UNODC, 2017), number of internally displaced persons (IDMC, 2020) and number of assisted returns per country of origin (IOM), among others.

The bulletins only feature some of the variables that lead to the most interesting insights. More details on those are included below.

Country classifications by the United Nations Statistics Division

Least developed countries (LDCs) are low-income countries confronting severe structural impediments to sustainable development (DESA, n.d.). The group of LDCs are defined by DESA's Economic Analysis and Policy Division. There is no universally agreed-upon definition of the countries and areas considered landlocked developing countries (LLDCs) or small island developing States (SIDS). The current composition of countries and areas in LLDCs and SIDS groups were set at the beginning of the Sustainable Development Goals reporting period based on various definitions available at the time (UNSD, n.d).

UNSD classifications	Methodology	Total number of countries	Number of MGI countries**
Least developed countries (LDCs)	M49 standard*	46	26
Landlocked developing countries (LLDCs)		32	20
Small island developing States (SIDS)		53	16

Notes: * The United Nations publication "Standard country or area codes for statistical use" was originally published as Series M, No. 49, and is now commonly referred to as the M49 standard.

** A total of 37 MGI countries do not belong to any of these classifications, 10 MGI countries are LDCs and LLDCs, and 5 MGI countries are LDCs and SIDS.

Human capital index (HCI)

The HCI calculates the contributions of health and education to worker productivity. The index score ranges from 0 to 1 and measures the productivity as a future worker of a child born today relative to the benchmark of full health and complete education (World Bank, n.d.b).

Human capital index classification*	Cut-off points	Total number of countries	Number of MGI countries**
Low human capital	Below 0.33	6	3
Medium human capital	Between 0.33 and 0.66	124	68
High human capital	Above 0.66	44	8
Total		174	79

Notes: * Own elaboration.

** Only 70 out of 84 MGI countries have an HCI score.

Human development index (HDI)

The HDI is a summary measure of average achievement in key dimensions of human development: a long and healthy life, being knowledgeable and having a decent standard of living (UNDP, 2019a).

Human development index tier	Cut-off points	Total number of countries (2019)	Number of MGI countries*
Low human development	Below 0.55	33	20
Medium human development	0.550–0.699	37	24
High human development	0.700–0.799	53	21
Very high human development	0.800 or greater	66	18
Total		189	83

Note: Data for Tuvalu are not available.

Gender inequality index (GII)

The GII is a composite measure reflecting inequality in achievement between women and men in three dimensions: reproductive health, empowerment and the labour market. The GII ranges between 0 and 1. Higher GII values indicate higher inequalities between women and men and thus higher loss to human development (UNDP, 2019b).

Gender inequality index categories*	Cut-off points	Total number of countries (2019)	Number of MGI countries**
Low GII	Below 0.25	55	16
Medium GII	Between 0.25 and 0.50	68	34
High GII	Above 0.50	39	24
Total		162	74

Notes: * Own elaboration.

** Only 74 out of 84 MGI countries have a GII score.

Statistical capacity indicator (SCI)

The SCI is a composite score assessing the capacity of a country's statistical system, on a scale of 0–100 (World Bank, n.d.a).

Statistical capacity indicator classification	Cut-off points*	Total number of countries (2020)	Number of MGI countries**
Low capacity	Below 50	34	11
Mid-level capacity	Between 50 and 75	72	45
High capacity	Above 75	29	19
Total		145	75

Notes: * Own elaboration.

** Only 75 out of 84 MGI countries have an SCI score.


World Risk Index

The World Risk Index states the risk of disaster in consequence of extreme natural events for 181 of the world's countries (Bündnis Entwicklung Hilft and Ruhr-University Bochum, 2021).

World Risk Index	Cut-off points	Total number of countries (2021)	Number of MGI countries*
Low/very low risk	Below 5.55	73	20
Medium risk	Between 5.55 and 7.66	36	12
High/very high risk	Above 7.66	72	51
Total		181	83

Note: Data for Tuvalu are not available.

Annex III. List of the 84 MGI countries covered in this document, by United Nations continent

AFRICA	AMERICAS	ASIA
 Angola	 Argentina	 Bahrain
 Burkina Faso	 Belize	 Bangladesh
 Cabo Verde	 Bolivia (Plurinational State of)	 Cambodia
 Cameroon	 Brazil	 Iraq
 Comoros	 Canada	 Kazakhstan
 Côte d'Ivoire	 Chile	 Kuwait
 Djibouti	 Colombia	 Kyrgyzstan
 Eswatini	 Costa Rica	 Nepal
 Ethiopia	 Dominican Republic	 Philippines (the)
 Gambia (the)	 Ecuador	 Republic of Korea
 Ghana	 El Salvador	 Sri Lanka
 Guinea	 Guatemala	 Tajikistan
 Guinea-Bissau	 Guyana	 Timor-Leste
 Kenya	 Haiti	 Turkey
 Lesotho	 Honduras	 Uzbekistan
 Liberia	 Jamaica	
 Madagascar	 Mexico	EUROPE
 Malawi	 Nicaragua	 Albania
 Mali	 Panama	 Germany
 Mauritania	 Paraguay	 Ireland
 Mauritius	 Peru	 Italy
 Morocco	 Trinidad and Tobago	 North Macedonia
 Niger (the)	 Uruguay	 Portugal
 Nigeria		 Republic of Moldova
 Rwanda	OCEANIA	 Serbia
 Senegal	 Fiji	 Sweden
 Seychelles	 Papua New Guinea	 Ukraine
 Sierra Leone	 Tuvalu	
 South Africa	 Vanuatu	
 Uganda		
 Zambia		
 Zimbabwe		

Note: The assignment of countries or areas to specific groupings is for statistical convenience and does not imply any assumption regarding political or other affiliation of countries or territories by the United Nations or the International Organization for Migration.

Number of MGI countries over total number of countries, per United Nations region

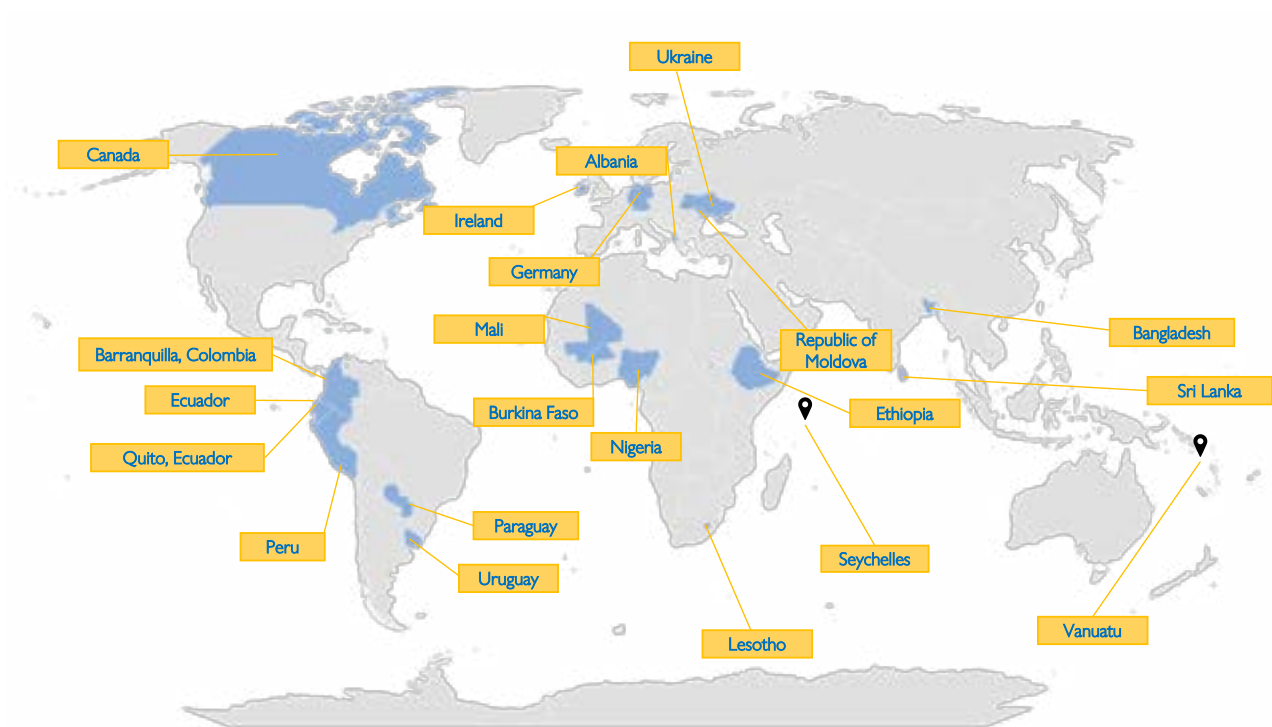
	Africa	Americas	Asia	Europe	Oceania	Global
MGI countries	32	23	15	10	4	84
Total	60	57	50	52	29	248

Notes: Classification is based on UNSD's geographical regions, available at <https://unstats.un.org/unsd/methodology/m49/>.

Countries currently implementing national assessments (including follow-up assessments): Thailand, Suriname, Portugal, the Philippines, Namibia, Montenegro, the Marshall Islands, Kyrgyzstan, Grenada, Chad, Bahrain, Honduras, Guatemala, Mexico and the Democratic Republic of the Congo.

Countries currently implementing local assessments: Spain (La Laguna and Malaga), South Africa (Johannesburg), Costa Rica (Coto Brus, La Cruz, Desamparados), Argentina (Buenos Aires, Quilmes), Colombia (Medellin, Bucaramanga), Brazil (Foz do Iguaçu), the Philippines (Albay), the Gambia (Kanifing), Kenya (Mombasa), the Dominican Republic (Boca Chica, San Cristobal), Ecuador (Quito, Manta, Cuenca), Panama (La Chorrera), Peru (Lima), Mexico (Mexico City, Durango, Michoacan, Guerrero), Ireland (Dublin) and Chile (Santiago de Chile).

Annex IV. Selected examples from MGI data



Note: The boundaries and names shown, and the designation used on this map do not imply official endorsement or acceptance by the United Nations or the International Organization for Migration.

BIBLIOGRAPHY*

KEY SOURCES

International Organization for Migration (IOM)

- 2018a Migration Governance Snapshot: The Republic of Moldova. Available at www.migrationdataportal.org/overviews/mgi/republic-moldova#0.
- 2018b Migration Governance Snapshot: Republic of Albania. Available at www.migrationdataportal.org/overviews/mgi/albania#0.
- 2018c Migration Governance Snapshot: Republic of Vanuatu. Available at www.migrationdataportal.org/de/overviews/mgi/vanuatu#0.
- 2018d Migration Governance Snapshot: The Kingdom of Lesotho. Available at www.migrationdataportal.org/overviews/mgi/lesotho#0.
- 2019 *Strategic Vision: Setting a Course for IOM*. Geneva. Available at <https://publications.iom.int/books/strategic-vision-setting-course-iom>.
- 2019a *Migration Governance Indicators: A Global Perspective*. Geneva. Available at <https://publications.iom.int/books/migration-governance-indicators-global-perspective>.
- 2019b *Glossary on Migration*. International Migration Law, No. 34. Geneva. Available at <https://publications.iom.int/books/international-migration-law-ndeg34-glossary-migration>.
- 2019c *Migration Governance Indicators Profile 2019 – Ethiopia*. Geneva. Available at www.migrationdataportal.org/overviews/mgi/ethiopia#0.
- 2019d *Migration Governance Indicators Profile 2018 – Germany*. Geneva. Available at www.migrationdataportal.org/overviews/mgi/germany#0.
- 2019e *Migration Governance Indicators Profile 2019 – The People’s Republic of Bangladesh*. Geneva. Available at www.migrationdataportal.org/overviews/mgi/bangladesh#0.
- 2020 *IOM Migration Data Strategy: Informing Policy and Action on Migration, Mobility and Displacement 2020 | 2025*. Geneva. Available at <https://publications.iom.int/books/iom-migration-data-strategy-informing-policy-and-action-migration-mobility-and-displacement>.
- 2020a *Migration Governance Indicators Profile 2020 – Canada*. Geneva. Available at www.migrationdataportal.org/overviews/mgi/canada#0.
- 2020b *Migration Governance Indicators Profile 2020 – The Eastern Republic of Uruguay*. Geneva. Available at www.migrationdataportal.org/overviews/mgi/uruguay#0.
- 2020c *Migration Governance Indicators Profile 2020 – Republic of Seychelles*. Geneva. Available at www.migrationdataportal.org/overviews/mgi/seychelles#0.
- 2021 *The Migration Governance Indicators Success Stories*. Geneva. Available at <https://publications.iom.int/books/migration-governance-indicators-success-stories>.
- 2021a *Indicadores de Gobernanza de la Migración a nivel local Perfil 2021 – Distrito Metropolitano de Quito*. Geneva. Available at www.migrationdataportal.org/node/3221#0.

* All hyperlinks were working at the time of writing this report.

- 2021b *Indicadores de Gobernanza de la Migración a nivel local Perfil 2021 – Ciudad de Barranquilla*. Geneva. Available at www.migrationdataportal.org/node/3167#0.
- 2021c *Migration Governance Indicators – Republic of Mali Second Profile 2021*. Geneva. Available at www.migrationdataportal.org/overviews/mgi/mali-0#0.
- 2021d *Migration Governance Indicators – Republic of Moldova Second Profile 2021*. Geneva. Available at www.migrationdataportal.org/overviews/mgi/republic-of-moldova-second-profile#0.
- 2021e *Migration Governance Indicators – Ukraine Second Profile 2021*. Geneva. Available at www.migrationdataportal.org/overviews/mgi/ukraine#0.
- 2021f *Migration Governance Indicators Profile 2021 – Burkina Faso*. Geneva. Available at www.migrationdataportal.org/overviews/mgi/burkina-faso#0.
- 2021g *Migration Governance Indicators Profile 2021 – Federal Republic of Nigeria*. Geneva. Available at www.migrationdataportal.org/overviews/mgi/nigeria#0.
- 2021h *Migration Governance Indicators Profile 2021 – Ireland*. Geneva. Available at www.migrationdataportal.org/overviews/mgi/ireland#0.
- 2021i *Migration Governance Indicators Profile 2021 – Republic of Paraguay*. Geneva. Available at www.migrationdataportal.org/overviews/mgi/paraguay#0.
- 2022 *Migration Governance Indicators – Sri Lanka Second Profile 2021*. Geneva. Available at www.migrationdataportal.org/overviews/mgi/sri-lanka-second-profile#0.
- 2022a *Migration Governance Indicators – Ecuador Second Profile 2022*. Geneva (forthcoming).
- 2022b *Migration Governance Indicators – Peru Second Profile 2021*. Geneva. Available at www.migrationdataportal.org/overviews/mgi/peru-second-profile#0.
- 2022c *The Migration Governance Indicators (MGI): A key tool for the Global Compact for Safe, Orderly, and Regular Migration implementation*. Guidance note. Geneva. Available at <https://publications.iom.int/books/migration-governance-indicators-mgi-key-tool-global-compact-safe-orderly-and-regular>.
- Mokhnacheva, D.
- 2022 *Baseline Mapping of the Implementation of Commitments related to Addressing Human Mobility Challenges in the Context of Disasters, Climate Change and Environmental Degradation under the Global Compact for Safe, Orderly and Regular Migration (GCM)*. Platform on Disaster Displacement, Geneva.
- United Nations General Assembly (UNGA)
- 2019 Resolution No. 73/195 on the Global Compact for Safe, Orderly and Regular Migration, adopted on 19 December 2018 (A/RES/73/195). Available at https://un.org/en/development/desa/population/migration/generalassembly/docs/globalcompact/A_RES_73_195.pdf.

- 2021 Global Compact for Safe, Orderly and Regular Migration. Report of the Secretary-General (A/76/642). Seventy-sixth Session, Agenda item 15. Available at <https://reliefweb.int/report/world/global-compact-safe-orderly-and-regular-migration-report-secretary-general-a76642>.

DATA SOURCES

Bündnis Entwicklung Hilft and Ruhr University Bochum – Institute for International Law of Peace and Armed Conflict (IFHV)

- 2021 WorldRiskReport Results 2021. Available at <https://weltrisikobericht.de/weltrisikobericht-2021-e/#>.

Internal Displacement Monitoring Centre (IDMC)

- 2020 2020 Internal displacement. Global Internal Displacement Database. Available at www.internal-displacement.org/database/displacement-data.

International Labour Organization (ILO)

- 2011 Ratifications of C189 – Domestic Workers Convention (No. 189). Available at www.ilo.org/dyn/normlex/en/f?p=NORMLEXPUB:11300:0::NO::P11300_INSTRUMENT_ID:2551460.

ILO Department of Statistics (ILOSTAT)

- n.d. Data: Free and open access to labour statistics. Available at <https://ilostat.ilo.org/data/>.

Organisation for Economic Co-operation and Development (OECD)

- n.d. Member countries. Available at <https://oecd.org/about/>.

United Nations Department of Economic and Social Affairs (DESA)

- 2019 *World Population Prospects 2019*. Available at <https://population.un.org/wpp/Download/Standard/Migration/>.
- n.d. Least developed countries (LDCs). Available at <https://un.org/development/desa/dpad/least-developed-country-category.html> (accessed 31 January 2022).

United Nations Development Programme (UNDP)

- 2019a Human development index (HDI). Human Development Reports. Available at <http://hdr.undp.org/en/content/human-development-index-hdi>.
- 2019b Gender inequality index (GII). Human Development Reports. Available at <https://hdr.undp.org/en/indicators/68606>.

United Nations Network on Migration

- 2020a Implementing the Global Compact for Safe, Orderly and Regular Migration (GCM): Guidance for governments and all relevant stakeholders. Core Working Group 2.2 on GCM National Implementation Plans. Available at <https://migrationnetwork.un.org/hub/discussion-space-draft-gcm-guidance>.
- 2020b Implementing the Global Compact for Safe, Orderly and Regular Migration (GCM): Booklet. Available at <https://migrationnetwork.un.org/resources/implementing-global-compact-safe-orderly-and-regular-migration-gcm-booklet>.

United Nations Office on Drugs and Crime (UNODC)

- 2017 Detected trafficking victims. Available at <https://dataunodc.un.org/data/TIP/Detected%20trafficking%20victims>.

United Nations Statistics Division (UNSD)

- n.d. Methodology – Standard country or area codes for statistical use (M49). Available at <https://unstats.un.org/unsd/methodology/m49/> (accessed 31 January 2022).

World Bank

- 2018 Heavily indebted poor countries (HIPC) initiative. January 11. Available at www.worldbank.org/en/topic/debt/brief/hipc.
- n.d.a Data on statistical capacity. Available at <https://datatopics.worldbank.org/statisticalcapacity/> (accessed 31 January 2022).
- n.d.b World development indicators. Available at <https://databank.worldbank.org/source/world-development-indicators> (accessed 31 January 2022).
- n.d.c World Bank country and lending groups. Available at <https://datahelpdesk.worldbank.org/knowledgebase/articles/906519> (accessed 31 January 2022).



MIGRATION
GOVERNANCE
INDICATORS

